

(12) INTERNATIONAL APPLICATION PUBLISHED UNDER THE PATENT COOPERATION TREATY (PCT)

(19) World Intellectual Property Organization  
International Bureau



(43) International Publication Date  
7 March 2002 (07.03.2002)

PCT

(10) International Publication Number  
WO 02/18346 A1

(51) International Patent Classification<sup>7</sup>: C07D 231/40,  
231/38, 405/04, 401/12, 403/12, 417/06, 413/08, A61K  
31/415, A61P 25/00

Pfizer Global Research and Development, Eastern Point  
Road, Groton, CT 06340 (US).

(21) International Application Number: PCT/IB01/01540

(74) Agents: LUMB, J., Trevor et al.; c/o Simpson, Alison,  
Urquhart-Dykes & Lord, 30 Welbeck Street, London, W1G  
8ER (GB).

(22) International Filing Date: 24 August 2001 (24.08.2001)

(25) Filing Language: English

(26) Publication Language: English

(30) Priority Data:  
60/229,415 31 August 2000 (31.08.2000) US

(81) Designated States (*national*): AE, AG, AL, AM, AT, AU,  
AZ, BA, BB, BG, BR, BY, BZ, CA, CH, CN, CO, CR, CU,  
CZ, DE, DK, DM, DZ, EC, EE, ES, FI, GB, GD, GE, GH,  
GM, HR, HU, ID, IL, IN, IS, JP, KE, KG, KP, KR, KZ, LC,  
LK, LR, LS, LT, LU, LV, MA, MD, MG, MK, MN, MW,  
MX, MZ, NO, NZ, PH, PL, PT, RO, RU, SD, SE, SG, SI,  
SK, SL, TJ, TM, TR, TT, TZ, UA, UG, US, UZ, VN, YU,  
ZA, ZW.

(71) Applicant (*for all designated States except US*): PFIZER  
PRODUCTS INC. [US/US]; Eastern Point Road, Groton,  
CT 06340 (US).

(84) Designated States (*regional*): ARIPO patent (GH, GM,  
KE, LS, MW, MZ, SD, SL, SZ, TZ, UG, ZW), Eurasian  
patent (AM, AZ, BY, KG, KZ, MD, RU, TJ, TM), European  
patent (AT, BE, CH, CY, DE, DK, ES, FI, FR, GB, GR, IE,  
IT, LU, MC, NL, PT, SE, TR), OAPI patent (BF, BJ, CF,  
CG, CI, CM, GA, GN, GQ, GW, ML, MR, NE, SN, TD,  
TG).

(72) Inventors; and

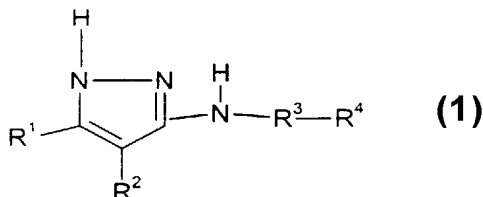
(75) Inventors/Applicants (*for US only*): COOPER, Christo-  
pher, Blair [US/US]; Pfizer Global Research and De-  
velopment, Eastern Point Road, Groton, CT 06340 (US).  
HELAL, Christopher, John [US/US]; Pfizer Global  
Research and Development, Eastern Point Road, Groton,  
CT 06340 (US). SANNER, Mark, Allen [US/US]; Pfizer  
Global Research and Development, Eastern Point Road,  
Groton, CT 06340 (US). WAGER, Travis, T. [US/US];

Published:

— with international search report

*For two-letter codes and other abbreviations, refer to the "Guidance Notes on Codes and Abbreviations" appearing at the beginning of each regular issue of the PCT Gazette.*

(54) Title: PYRAZOLE DERIVATIVES AND THEIR USE AS PROTEIN KINASE INHIBITORS



(57) Abstract: The invention provides compounds of formula (1) wherein R<sup>1</sup>, R<sup>2</sup>, R<sup>3</sup>, and R<sup>4</sup> are as defined, and their pharmaceutically acceptable salts. Compounds of formula (1) are indicated to have activity inhibiting cdk2, and GSK-3. Pharmaceutical compositions and methods comprising compounds of formula (1) for treating and preventing diseases and conditions comprising abnormal cell growth, such as cancer, and neurodegenerative diseases and conditions and those affected by dopamine neurotransmission. Also described are pharmaceutical compositions and methods comprising compounds of formula (1) for treating male fertility and sperm motility; diabetes

mellitus; impaired glucose tolerance; metabolic syndrome or syndrome X; polycystic ovary syndrome; adipogenesis and obesity; myogenesis and frailty, for example age-related decline in physical performance; acute sarcopenia, for example muscle atrophy and/or cachexia associated with burns, bed rest, limb immobilization, or major thoracic, abdominal, and/or orthopedic surgery; sepsis; hair loss, hair thinning, and balding; and immunodeficiency.



WO 02/18346 A1

## PYRAZOLE DERIVATIVES AND THEIR USE AS PROTEIN KINASE INHIBITORS

**Field of the Invention**

The subject invention relates to pyrazole derivatives, pharmaceutical compositions  
5 comprising such derivatives and methods of using such derivatives to treat abnormal cell  
growth and certain diseases and conditions of the central nervous system. The compounds of  
the present invention act as inhibitors of cyclin-dependent protein kinase enzymes cdk5  
(cyclin-dependent protein kinase 5) and cdk2 (cyclin-dependent protein kinase 2). The  
compounds of the present invention also are inhibitors of the enzyme GSK-3 (glycogen  
10 synthase kinase-3) enzyme.

**Background of the Invention**

The serine/threonine kinase cdk5 along with its cofactor p25 (or the longer cofactor,  
p35) has been linked to neurodegenerative disorders, and inhibitors of cdk5/p25 (or cdk5/p35)  
are therefore useful for the treatment of neurodegenerative disorders such as Alzheimer's  
15 disease, Parkinson's disease, stroke, or Huntington's disease. Treatment of such  
neurodegenerative disorders using cdk5 inhibitors is supported by the finding that cdk5 is  
involved in the phosphorylation of tau protein (*J. Biochem*, 117, 741-749 (1995)). cdk5 also  
phosphorylates Dopamine and Cyclic AMP-Regulated Phosphoprotein (DARPP-32) at  
threonine 75 and is thus indicated in having a role in dopaminergic neurotransmission  
20 (*Nature*, 402, 669-671 (1999)).

The serine/threonine kinase cdk2 is essential for normal cell cycling and plays a  
critical role in disorders arising from abnormal cell cycling, a common characteristic of many  
oncological disorders. Inhibitors of cdk2 are therefore useful for the treatment of various types  
of cancer and other diseases or conditions related to abnormal cell growth (Meijer, et al.,  
25 Properties and Potential-applications of Chemical Inhibitors of Cyclin-dependent Kinases,  
*Pharmacology & therapeutics*, 82 (2-3), 279-284 (1999); Sausville, et al., Cyclin-dependent  
Kinases: Initial Approaches to Exploit a Novel Therapeutic Target, *Pharmacology &  
therapeutics* 82 (2-3) 285-292 (1999)).

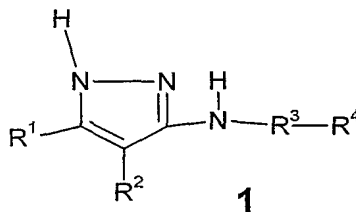
GSK-3 is a serine/threonine protein kinase. It is one of several protein kinases which  
30 phosphorylate glycogen synthase (Embi, et al., *Eur. J. Biochem.* 107:519-527 (1980);  
Hemmings, et al., *Eur. J. Biochem.* 119:443-451 (1982)). GSK-3 exists in two isoforms,  $\alpha$  and  
 $\beta$ , in vertebrates, reported as having a monomeric structure of 49kD and 47kD respectively.  
Both isoforms phosphorylate muscle glycogen synthase (Cross, et al., *Biochemical Journal*  
303: 21-26 (1994)). The amino acid identity among GSK-3 species homologs has been  
35 indicated to be in excess of 98% within the catalytic domain (Plyte, et al., *Biochim. Biophys.*

*Acta* 1114:147-162) (1992)). Due to a remarkably high degree of conservation across the phylogenetic spectrum, a fundamental role of GSK-3 in cellular processes is suggested.

GSK-3 has been implicated in numerous different disease states and conditions. For example, Chen, et al, *Diabetes* 43: 1234-1241 (1994) have suggested that an increase in  
 5 GSK-3 activity can be important in Type 2 diabetes. Increased GSK-3 expression in diabetic muscle is also thought to contribute to the impaired glycogen synthase activity and skeletal muscle insulin resistance present in Type 2 diabetes (Nikoulina, et al., *Diabetes* 49: 263-271 (2000)). Also, a higher activity of a type 1 protein phosphatase measured in immotile sperm was attributed to higher GSK-3 activity and was indicated as responsible for holding the  
 10 sperm motility in check (Vijayaraghavan, et al. *Biology of Reproduction* 54: 709-718 (1996)). Vijayaraghavan et al. indicate that such results suggest a biochemical basis for the development and regulation of sperm motility and a possible physiological role for a protein phosphatase 1/inhibitor 2/GSK-3 system. GSK-3 activity has also been associated with Alzheimer's disease and mood disorders such as bipolar disorder (WO 97/41854). Among  
 15 other conditions, GSK-3 has furthermore been implicated in hair loss, schizophrenia, and neurodegeneration, including both chronic neurodegenerative diseases (such as Alzheimer's, *supra*) and neurotrauma, for example stroke, traumatic brain injury, and spinal cord trauma.

### Summary of the Invention

20 This invention provides compounds of the formula



wherein R<sup>1</sup> is a straight chain or branched (C<sub>1</sub>-C<sub>8</sub>)alkyl, a straight chain or branched (C<sub>2</sub>-C<sub>8</sub>)alkenyl, a straight chain or branched (C<sub>2</sub>-C<sub>8</sub>)alkynyl, (C<sub>3</sub>-C<sub>8</sub>)cycloalkyl, (C<sub>4</sub>-C<sub>8</sub>)cycloalkenyl, (3-8 membered) heterocycloalkyl, (C<sub>5</sub>-C<sub>11</sub>)bicycloalkyl, (C<sub>7</sub>-C<sub>11</sub>)bicycloalkenyl, or (5-11 membered) heterobicycloalkyl; and wherein R<sup>1</sup> is optionally substituted with from one to six substituents R<sup>5</sup> independently selected from F, Cl, Br, I, nitro, cyano, -CF<sub>3</sub>, -NR<sup>7</sup>R<sup>8</sup>, -NR<sup>7</sup>C(=O)R<sup>8</sup>, -NR<sup>7</sup>C(=O)OR<sup>8</sup>, -NR<sup>7</sup>C(=O)NR<sup>8</sup>R<sup>9</sup>, -NR<sup>7</sup>S(=O)<sub>2</sub>R<sup>8</sup>, -NR<sup>7</sup>S(=O)<sub>2</sub>NR<sup>8</sup>R<sup>9</sup>, -OR<sup>7</sup>, -OC(=O)R<sup>7</sup>, -OC(=O)OR<sup>7</sup>, -C(=O)OR<sup>7</sup>, -C(=O)R<sup>7</sup>, -C(=O)NR<sup>7</sup>R<sup>8</sup>, -OC(=O)NR<sup>7</sup>R<sup>8</sup>, -OC(=O)SR<sup>7</sup>, -SR<sup>7</sup>, -S(=O)R<sup>7</sup>, -S(=O)<sub>2</sub>R<sup>7</sup>, -S(=O)<sub>2</sub>NR<sup>7</sup>R<sup>8</sup>, and R<sup>7</sup>;

R<sup>2</sup> is H, F, -CH<sub>3</sub>, -CN, or -C(=O)OR<sup>7</sup>;

R<sup>3</sup> is -C(=O)NR<sup>9</sup>-, -C(=O)O-, -C(=O)(CR<sup>10</sup>R<sup>11</sup>)<sub>n</sub>-, or -(CR<sup>10</sup>R<sup>11</sup>)<sub>n</sub>-;

R<sup>4</sup> is a straight chain or a branched (C<sub>1</sub>-C<sub>8</sub>)alkyl, a straight chain or a branched (C<sub>2</sub>-C<sub>8</sub>)alkenyl, a straight chain or branched (C<sub>2</sub>-C<sub>8</sub> alkynyl), (C<sub>3</sub>-C<sub>8</sub>)cycloalkyl, (C<sub>4</sub>-C<sub>8</sub>)cycloalkenyl, (3-8 membered) heterocycloalkyl, (C<sub>5</sub>-C<sub>11</sub>)bicycloalkyl, (C<sub>7</sub>-C<sub>11</sub>)bicycloalkenyl, (5-11 membered) heterobicycloalkyl, (C<sub>6</sub>-C<sub>14</sub>)aryl, or (5-14 membered) heteroaryl; and wherein R<sup>4</sup> is optionally substituted with from one to three substituents R<sup>6</sup> independently selected from F, Cl, Br, I, nitro, cyano, -CF<sub>3</sub>, -NR<sup>7</sup>R<sup>8</sup>, -NR<sup>7</sup>C(=O)R<sup>8</sup>, -NR<sup>7</sup>C(=O)OR<sup>8</sup>, -NR<sup>7</sup>C(=O)NR<sup>8</sup>R<sup>9</sup>, -NR<sup>7</sup>S(=O)<sub>2</sub>R<sup>8</sup>, -NR<sup>7</sup>S(=O)<sub>2</sub>NR<sup>8</sup>R<sup>9</sup>, -OR<sup>7</sup>, -OC(=O)R<sup>7</sup>, -OC(=O)OR<sup>7</sup>, -C(=O)OR<sup>7</sup>, -C(=O)R<sup>7</sup>, -C(=O)NR<sup>7</sup>R<sup>8</sup>, -OC(=O)NR<sup>7</sup>R<sup>8</sup>, -OC(=O)SR<sup>7</sup>, -SR<sup>7</sup>, -S(=O)R<sup>7</sup>, -S(=O)<sub>2</sub>R<sup>7</sup>, -S(=O)<sub>2</sub>NR<sup>7</sup>R<sup>8</sup>, or R<sup>7</sup>;

each R<sup>7</sup>, R<sup>8</sup>, and R<sup>9</sup> is independently selected from H, straight chain or branched (C<sub>1</sub>-C<sub>8</sub>)alkyl, straight chain or branched (C<sub>2</sub>-C<sub>8</sub>)alkenyl, straight chain or branched (C<sub>2</sub>-C<sub>8</sub> alkynyl), (C<sub>3</sub>-C<sub>8</sub>)cycloalkyl, (C<sub>4</sub>-C<sub>8</sub>)cycloalkenyl, (3-8 membered) heterocycloalkyl, (C<sub>5</sub>-C<sub>11</sub>)bicycloalkyl, (C<sub>7</sub>-C<sub>11</sub>)bicycloalkenyl, (5-11 membered) heterobicycloalkyl, (C<sub>6</sub>-C<sub>14</sub>)aryl, and (5-14 membered) heteroaryl, wherein R<sup>7</sup>, R<sup>8</sup>, and R<sup>9</sup> are each independently optionally substituted with from one to six substituents independently selected from F, Cl, Br, I, NO<sub>2</sub>, -CN, -CF<sub>3</sub>, -NR<sup>10</sup>R<sup>11</sup>, -NR<sup>10</sup>C(=O)R<sup>11</sup>, -NR<sup>10</sup>C(=O)OR<sup>11</sup>, -NR<sup>10</sup>C(=O)NR<sup>11</sup>R<sup>12</sup>, -NR<sup>10</sup>S(=O)<sub>2</sub>R<sup>11</sup>, -NR<sup>10</sup>S(=O)<sub>2</sub>NR<sup>11</sup>R<sup>12</sup>, -OR<sup>10</sup>, -OC(=O)R<sup>10</sup>, -OC(=O)OR<sup>10</sup>, -OC(=O)NR<sup>10</sup>R<sup>11</sup>, -OC(=O)SR<sup>10</sup>, -SR<sup>10</sup>, -S(=O)R<sup>10</sup>, -S(=O)<sub>2</sub>R<sup>10</sup>, -S(=O)<sub>2</sub>NR<sup>10</sup>R<sup>11</sup>, -C(=O)R<sup>10</sup>, -C(=O)OR<sup>10</sup>, -C(=O)NR<sup>10</sup>R<sup>11</sup>, and R<sup>10</sup>;

or, when R<sup>7</sup> and R<sup>8</sup> are as in NR<sup>7</sup>R<sup>8</sup>, they may instead optionally be connected to form with the nitrogen of NR<sup>7</sup>R<sup>8</sup> to which they are attached a heterocycloalkyl moiety of from three to seven ring members, said heterocycloalkyl moiety optionally comprising one or two further heteroatoms independently selected from N, O, and S;

each R<sup>10</sup>, R<sup>11</sup>, and R<sup>12</sup> is independently selected from H, straight chain or branched (C<sub>1</sub>-C<sub>8</sub>)alkyl, straight chain or branched (C<sub>2</sub>-C<sub>8</sub>)alkenyl, straight chain or branched (C<sub>2</sub>-C<sub>8</sub> alkynyl), (C<sub>3</sub>-C<sub>8</sub>)cycloalkyl, (C<sub>4</sub>-C<sub>8</sub>)cycloalkenyl, (3-8 membered) heterocycloalkyl, (C<sub>5</sub>-C<sub>11</sub>)bicycloalkyl, (C<sub>7</sub>-C<sub>11</sub>)bicycloalkenyl, (5-11 membered) heterobicycloalkyl, (C<sub>6</sub>-C<sub>14</sub>)aryl, and (5-14 membered) heteroaryl, wherein R<sup>10</sup>, R<sup>11</sup>, and R<sup>12</sup> are each independently optionally substituted with from one to six substituents independently selected from F, Cl, Br, I, NO<sub>2</sub>, -CN, -CF<sub>3</sub>, -NR<sup>13</sup>R<sup>14</sup>, -NR<sup>13</sup>C(=O)R<sup>14</sup>, -NR<sup>13</sup>C(=O)OR<sup>14</sup>, -NR<sup>13</sup>C(=O)NR<sup>14</sup>R<sup>15</sup>, -NR<sup>13</sup>S(=O)<sub>2</sub>R<sup>14</sup>, -NR<sup>13</sup>S(=O)<sub>2</sub>NR<sup>14</sup>R<sup>15</sup>, -OR<sup>13</sup>, -OC(=O)R<sup>13</sup>, -OC(=O)OR<sup>13</sup>, -OC(=O)NR<sup>13</sup>R<sup>14</sup>, -OC(=O)SR<sup>13</sup>, -SR<sup>13</sup>, -S(=O)R<sup>13</sup>, -S(=O)<sub>2</sub>R<sup>13</sup>, -S(=O)<sub>2</sub>NR<sup>13</sup>R<sup>14</sup>, -C(=O)R<sup>13</sup>, -C(=O)OR<sup>13</sup>, -C(=O)NR<sup>13</sup>R<sup>14</sup>, and R<sup>13</sup>;

each R<sup>13</sup>, R<sup>14</sup>, and R<sup>15</sup> is independently selected from H, straight chain or branched (C<sub>1</sub>-C<sub>8</sub>)alkyl, straight chain or branched (C<sub>2</sub>-C<sub>8</sub>)alkenyl, straight chain or branched (C<sub>2</sub>-C<sub>8</sub> alkynyl), (C<sub>3</sub>-C<sub>8</sub>)cycloalkyl, (C<sub>4</sub>-C<sub>8</sub>)cycloalkenyl, (3-8 membered) heterocycloalkyl, (C<sub>5</sub>-C<sub>11</sub>)bicycloalkyl, (C<sub>7</sub>-C<sub>11</sub>)bicycloalkenyl, (5-11 membered) heterobicycloalkyl, (C<sub>6</sub>-C<sub>14</sub>)aryl, and (5-14 membered) heteroaryl, wherein R<sup>13</sup>, R<sup>14</sup>, and R<sup>15</sup> are each independently optionally substituted with from one to six substituents independently selected from F, Cl, Br, I, NO<sub>2</sub>, -CN, -CF<sub>3</sub>, -NR<sup>16</sup>R<sup>17</sup>,

$-\text{NR}^{16}\text{C}(=\text{O})\text{R}^{17}$ ,  $-\text{NR}^{16}\text{C}(=\text{O})\text{OR}^{17}$ ,  $-\text{NR}^{16}\text{C}(=\text{O})\text{NR}^{17}\text{R}^{18}$ ,  $-\text{NR}^{16}\text{S}(=\text{O})_2\text{R}^{17}$ ,  $-\text{NR}^{16}\text{S}(=\text{O})_2\text{NR}^{17}\text{R}^{18}$   
 $-\text{OR}^{16}$ ,  $-\text{OC}(=\text{O})\text{R}^{16}$ ,  $-\text{OC}(=\text{O})\text{OR}^{16}$ ,  $-\text{OC}(=\text{O})\text{NR}^{16}\text{R}^{17}$ ,  $-\text{OC}(=\text{O})\text{SR}^{16}$ ,  $-\text{SR}^{16}$ ,  $-\text{S}(=\text{O})\text{R}^{16}$ ,  
 $-\text{S}(=\text{O})_2\text{R}^{16}$ ,  $-\text{S}(=\text{O})_2\text{NR}^{16}\text{R}^{17}$ ,  $-\text{C}(=\text{O})\text{R}^{16}$ ,  $-\text{C}(=\text{O})\text{OR}^{16}$ ,  $-\text{C}(=\text{O})\text{NR}^{16}\text{R}^{17}$ , and  $\text{R}^{16}$

each  $\text{R}^{16}$ ,  $\text{R}^{17}$ , and  $\text{R}^{18}$  is independently selected from H, straight chain or branched ( $\text{C}_1$ -  
5  $\text{C}_8$ )alkyl, straight chain or branched ( $\text{C}_2$ - $\text{C}_8$ )alkenyl, straight chain or branched ( $\text{C}_2$ - $\text{C}_8$  alkynyl),  
( $\text{C}_3$ - $\text{C}_8$ )cycloalkyl, ( $\text{C}_4$ - $\text{C}_8$ )cycloalkenyl, (3-8 membered) heterocycloalkyl, ( $\text{C}_5$ - $\text{C}_{11}$ )bicycloalkyl,  
( $\text{C}_7$ - $\text{C}_{11}$ )bicycloalkenyl, (5-11 membered) heterobicycloalkyl, ( $\text{C}_6$ - $\text{C}_{14}$ )aryl, and (5-14 membered)  
heteroaryl;

n is 0, 1, 2, or 3;

10 wherein  $\text{R}^{10}$  and  $\text{R}^{11}$  in  $-\text{C}(=\text{O})(\text{CR}^{10}\text{R}^{11})_n-$  and  $-(\text{CR}^{10}\text{R}^{11})_n-$  are for each iteration of n  
defined independently as recited above;

and pharmaceutically acceptable salts thereof.

Amino-substituted pyrazoles can exist as mixtures of tautomeric isomers in  
equilibrium with one another. The present invention includes all such tautomers of  
15 compounds of formula 1, and references herein to compounds of formula 1, unless otherwise  
indicated, encompass also the tautomers of compounds of formula 1.

Compounds of formula 1 of the invention are inhibitors of serine/threonine kinases,  
especially cyclin-dependent kinases such as cdk5 and cdk2, and are useful for the treatment  
of neurodegenerative disorders and other CNS disorders, and of abnormal cell growth,  
20 including cancer. The compounds of formula 1 are particularly useful in inhibiting cdk5. The  
compounds of formula 1 are also useful as inhibitors of GSK-3.

The term "alkyl", as used herein, unless otherwise indicated, includes saturated  
monovalent hydrocarbon radicals having straight or branched moieties. Examples of alkyl  
groups include, but are not limited to, methyl, ethyl, propyl, isopropyl, and *t*-butyl.

25 The term "alkenyl", as used herein, unless otherwise indicated, includes alkyl moieties  
having at least one carbon-carbon double bond wherein alkyl is as defined above. Examples  
of alkenyl include, but are not limited to, ethenyl and propenyl.

The term "alkynyl", as used herein, unless otherwise indicated, includes alkyl moieties  
having at least one carbon-carbon triple bond wherein alkyl is as defined above. Examples of  
30 alkynyl groups include, but are not limited to, ethynyl and 2-propynyl.

The term "cycloalkyl", as used herein, unless otherwise indicated, includes non-  
aromatic saturated cyclic alkyl moieties wherein alkyl is as defined above. Examples of  
cycloalkyl include, but are not limited to, cyclopropyl, cyclobutyl, cyclopentyl, cyclohexyl, and  
cycloheptyl. "Bicycloalkyl" groups are non-aromatic saturated carbocyclic groups consisting  
35 of two rings, wherein said rings share one or two carbon atoms. For purposes of the present  
invention, and unless otherwise indicated, bicycloalkyl groups include spiro groups and fused

ring groups. Examples of bicycloalkyl groups include, but are not limited to, bicyclo-[3.1.0]-hexyl, norbornyl, spiro[4.5]decyl, spiro[4.4]nonyl, spiro[4.3]octyl, and spiro[4.2]heptyl. "Cycloalkenyl" and "bicycloalkenyl" refer to non-aromatic carbocyclic cycloalkyl and bicycloalkyl moieties as defined above, except comprising one or more carbon-carbon double bonds connecting carbon ring members (an "endocyclic" double bond) and/or one or more carbon-carbon double bonds connecting a carbon ring member and an adjacent non-ring carbon (an "exocyclic" double bond). Examples of cycloalkenyl groups include, but are not limited to, cyclopentenyl and cyclobutenyl, and a non-limiting example of a bicycloalkenyl group is norbornenyl. Cycloalkyl, cycloalkenyl, bicycloalkyl, and bicycloalkenyl groups also include groups that are substituted with one or more oxo moieties. Examples of such groups with oxo moieties are oxocyclopentyl, oxocyclobutyl, oxocyclopentenyl, and norcamphoryl.

The term "aryl", as used herein, unless otherwise indicated, includes an organic radical derived from an aromatic hydrocarbon by removal of one hydrogen, such as phenyl, naphthyl, indenyl, and fluorenyl.

The terms "heterocyclic", "heterocycloalkyl", and like terms, as used herein, refer to non-aromatic cyclic groups containing one or more heteroatoms, preferably from one to four heteroatoms, each selected from O, S and N. "Heterobicycloalkyl" groups are non-aromatic two-ringed cyclic groups, wherein said rings share one or two atoms, and wherein at least one of the rings contains a heteroatom (O, S, or N). Heterobicycloalkyl groups for purposes of the present invention, and unless otherwise indicated, include spiro groups and fused ring groups. In one embodiment, each ring in the heterobicycloalkyl contains up to four heteroatoms (i.e. from zero to four heteroatoms, provided that at least one ring contains at least one heteroatom). The heterocyclic groups of this invention can also include ring systems substituted with one or more oxo moieties. Examples of non-aromatic heterocyclic groups are aziridinyl, azetidiny, pyrrolidinyl, piperidinyl, azepinyl, piperazinyl, 1,2,3,6-tetrahydropyridinyl, oxiranyl, oxetanyl, tetrahydrofuranyl, tetrahydrothienyl, tetrahydropyranyl, tetrahydrothiopyranyl, morpholino, thiomorpholino, thioxanyl, pyrrolinyl, indolinyl, 2H-pyranyl, 4H-pyranyl, dioxanyl, 1,3-dioxolanyl, pyrazolinyl, dihydropyranyl, dihydrothienyl, dihydrofuranyl, pyrazolidinyl, imidazoliny, imidazolidinyl, 3-azabicyclo[3.1.0]hexanyl, 3-azabicyclo[4.1.0]heptanyl, quinoliziny, quinuclidinyl, 1,4-dioxaspiro[4.5]decyl, 1,4-dioxaspiro[4.4]nonyl, 1,4-dioxaspiro[4.3]octyl, and 1,4-dioxaspiro[4.2]heptyl.

"Heteroaryl", as used herein, refers to aromatic groups containing one or more heteroatoms (O, S, or N), preferably from one to four heteroatoms. A multicyclic group containing one or more heteroatoms wherein at least one ring of the group is aromatic is a "heteroaryl" group. The heteroaryl groups of this invention can also include ring systems substituted with one or more oxo moieties. Examples of heteroaryl groups are pyridinyl,

pyridazinyl, imidazolyl, pyrimidinyl, pyrazolyl, triazolyl, pyrazinyl, quinolyl, isoquinolyl, tetrazolyl, furyl, thienyl, isoxazolyl, thiazolyl, oxazolyl, isothiazolyl, pyrrolyl, indolyl, benzimidazolyl, benzofuranyl, cinnoliny, indazolyl, indoliziny, phthalazinyl, triazinyl, isoindolyl, purinyl, oxadiazolyl, thiadiazolyl, furazanyl, benzofurazanyl, benzothiophenyl, benzotriazolyl, benzothiazolyl, benzoxazolyl, quinazoliny, quinoxaliny, naphthyridiny, dihydroquinolyl, tetrahydroquinolyl, dihydroisoquinolyl, tetrahydroisoquinolyl, benzofuryl, furopyridiny, pyrolopyrimidinyl, and azaindolyl.

The foregoing groups, as derived from the compounds listed above, may be C-attached or N-attached where such is possible. For instance, a group derived from pyrrole may be pyrrol-1-yl (N-attached) or pyrrol-3-yl (C-attached). The terms referring to the groups also encompass all possible tautomers.

In one embodiment, this invention provides compounds of formula 1, wherein  $R^3$  is  $-C(=O)NR^9-$  or  $-C(=O)(CR^{10}R^{11})_n-$ . In another embodiment,  $R^{10}$  and  $R^{11}$  of  $-C(=O)(CR^{10}R^{11})_n-$  are at each iteration of  $n$  both hydrogen. In another embodiment,  $R^9$  of  $-C(=O)NR^9-$  is hydrogen. In another embodiment,  $R^3$  is  $-C(=O)NR^9-$  or  $-C(=O)(CR^{10}R^{11})_n-$  and  $R^2$  is hydrogen. In another embodiment,  $R^3$  is  $-(CR^{10}R^{11})_n-$ , and  $n$  is zero. In a preferred embodiment  $R^3$  is  $-(CR^{10}R^{11})_n-$ ,  $n$  is zero, and  $R^4$  is  $(C_6-C_{14})$ aryl or (5-14 membered) heteroaryl, each optionally substituted as recited above.

In another embodiment of the invention, a compound of formula 1 is provided wherein  $R^1$  is optionally substituted  $(C_3-C_8)$ cycloalkyl or optionally substituted  $(C_5-C_{11})$  bicycloalkyl. Preferred embodiments are wherein  $R^1$  is cyclopropyl, cyclobutyl, cyclopentyl, cyclohexyl, or norbornyl, each optionally substituted as recited above (i.e. optionally with from one to six substituents  $R^5$  independently selected from F, Cl, Br, I, nitro, cyano,  $-CF_3$ ,  $-NR^7R^8$ ,  $-NR^7C(=O)R^8$ ,  $-NR^7C(=O)OR^8$ ,  $-NR^7C(=O)NR^8R^9$ ,  $-NR^7S(=O)_2R^8$ ,  $-NR^7S(=O)_2NR^8R^9$ ,  $-OR^7$ ,  $-OC(=O)R^7$ ,  $-OC(=O)OR^7$ ,  $-C(=O)OR^7$ ,  $-C(=O)R^7$ ,  $-C(=O)NR^7R^8$ ,  $-OC(=O)NR^7R^8$ ,  $-OC(=O)SR^7$ ,  $-SR^7$ ,  $-S(=O)R^7$ ,  $-S(=O)_2R^7$ ,  $-S(=O)_2NR^7R^8$ , and  $R^7$ ). In a more preferred embodiment,  $R^1$  is  $(C_3-C_8)$ cycloalkyl or optionally substituted  $(C_5-C_{11})$  bicycloalkyl, for example cyclopropyl, cyclobutyl, cyclopentyl, cyclohexyl, or norbornyl, and is optionally substituted with from one to three substituents independently selected from F, Cl, Br, I, nitro, cyano,  $-CF_3$ ,  $-NR^7R^8$ ,  $-NR^7C(=O)R^8$ ,  $-OR^7$ ,  $-C(=O)OR^7$ ,  $-C(=O)R^7$ , and  $R^7$ . More preferably,  $R^1$  is  $(C_3-C_8)$ cycloalkyl or optionally substituted  $(C_5-C_{11})$  bicycloalkyl, for example cyclopropyl, cyclobutyl, cyclopentyl, cyclohexyl, or norbornyl, and  $R^1$  is substituted with  $-NR^7C(=O)R^8$ ,  $(C_6-C_{14})$ aryl, (3-8 membered) heterocycloalkyl, or (5-14 membered) heteroaryl, and wherein said aryl, heterocycloalkyl, and heteroaryl are each optionally substituted with from one to six substituents independently selected from F, Cl, Br, I,  $NO_2$ ,  $-CN$ ,  $-CF_3$ ,  $-NR^{10}R^{11}$ ,  $-NR^{10}C(=O)R^{11}$ ,  $-NR^{10}C(=O)OR^{11}$ ,  $-NR^{10}C(=O)NR^{11}R^{12}$ ,  $-NR^{10}S(=O)_2R^{11}$ ,  $-NR^{10}S(=O)_2NR^{11}R^{12}$ ,  $-OR^{10}$ ,  $-OC(=O)R^{10}$ ,  $-OC(=O)OR^{10}$ ,

-OC(=O)NR<sup>10</sup>R<sup>11</sup>, -OC(=O)SR<sup>10</sup>, -SR<sup>10</sup>, -S(=O)R<sup>10</sup>, -S(=O)<sub>2</sub>R<sup>10</sup>, -S(=O)<sub>2</sub>NR<sup>10</sup>R<sup>11</sup>, -C(=O)R<sup>10</sup>,  
 -C(=O)OR<sup>10</sup>, -C(=O)NR<sup>10</sup>R<sup>11</sup>, and R<sup>10</sup>. In another embodiment of the invention, R<sup>1</sup> is bicyclo-  
 [3.1.0]-hexyl and is optionally substituted as recited above (i.e. optionally substituted with from  
 one to six substituents R<sup>5</sup> independently selected from F, Cl, Br, I, nitro, cyano, -CF<sub>3</sub>, -NR<sup>7</sup>R<sup>8</sup>,  
 5 -NR<sup>7</sup>C(=O)R<sup>8</sup>, -NR<sup>7</sup>C(=O)OR<sup>8</sup>, -NR<sup>7</sup>C(=O)NR<sup>8</sup>R<sup>9</sup>, -NR<sup>7</sup>S(=O)<sub>2</sub>R<sup>8</sup>, -NR<sup>7</sup>S(=O)<sub>2</sub>NR<sup>8</sup>R<sup>9</sup>, -OR<sup>7</sup>,  
 -OC(=O)R<sup>7</sup>, -OC(=O)OR<sup>7</sup>, -C(=O)OR<sup>7</sup>, -C(=O)R<sup>7</sup>, -C(=O)NR<sup>7</sup>R<sup>8</sup>, -OC(=O)NR<sup>7</sup>R<sup>8</sup>, -OC(=O)SR<sup>7</sup>,  
 -SR<sup>7</sup>, -S(=O)R<sup>7</sup>, -S(=O)<sub>2</sub>R<sup>7</sup>, -S(=O)<sub>2</sub>NR<sup>7</sup>R<sup>8</sup>, and R<sup>7</sup>.

In another embodiment of the invention, a compound of formula 1 is provided wherein  
 R<sup>1</sup> is optionally substituted straight chain or branched (C<sub>1</sub>-C<sub>8</sub>)alkyl or optionally substituted  
 10 straight chain or branched (C<sub>2</sub>-C<sub>8</sub>)alkenyl.

In another embodiment of the invention, compounds of formula 1 are provided, but  
 wherein R<sup>2</sup> is hydrogen. In a further embodiment, R<sup>2</sup> is hydrogen, and R<sup>1</sup> is as subdefined in the  
 preceding paragraphs.

In another embodiment, this invention provides a compound of formula 1 wherein R<sup>4</sup> is  
 15 (C<sub>6</sub>-C<sub>14</sub>)aryl or (5-14 membered) heteroaryl, each optionally substituted. In a preferred  
 embodiment, R<sup>4</sup> is optionally substituted phenyl or optionally substituted pyridyl. In another  
 preferred embodiment, R<sup>4</sup> is naphthyl, quinolyl, or isoquinolyl, each optionally substituted. In  
 another embodiment, R<sup>4</sup> is naphthyl, quinolyl, or isoquinolyl, and is unsubstituted. In another  
 embodiment, R<sup>4</sup> is pyrimidinyl, pyrazinyl, or pyridazyl, and in each case R<sup>4</sup> is optionally  
 20 substituted. In a further embodiment, R<sup>4</sup> is pyrimidinyl, pyrazinyl, or pyridazyl, and R<sup>4</sup> is  
 unsubstituted.

In another embodiment, compounds of formula 1 are provided, wherein R<sup>2</sup> is specifically  
 hydrogen, and R<sup>4</sup> is as subdefined in the preceding paragraph.

Examples of preferred compounds of formula 1 are:

25 (5-cyclobutyl-2H-pyrazol-3-yl)-(3-trifluoromethoxy-phenyl)-amine;  
 N-(5-cyclobutyl-2H-pyrazol-3-yl)-N',N'-dimethyl-pyridine-2,6-diamine;  
 (5-ethyl-2H-pyrazol-3-yl)-(6-methoxy-pyridin-2-yl)-amine;  
 (5-cyclobutyl-2H-pyrazol-3-yl)-(6-methoxy-pyridin-2-yl)-amine  
 (5-cyclobutyl-2H-pyrazol-3-yl)-naphthalen-2-yl-amine;  
 30 (5-cyclobutyl-2H-pyrazol-3-yl)-naphthalen-1-yl-amine;  
 N-(5-cyclobutyl-2H-pyrazol-3-yl)-N',N'-dimethyl-naphthalene-1,4-diamine;  
 N-(5-cyclobutyl-2H-pyrazol-3-yl)-N',N'-dimethyl-pyridine-2,6-diamine;  
 (5-cyclobutyl-2H-pyrazol-3-yl)-(6-trifluoromethyl-pyridin-2-yl)-amine;  
 (3-benzyloxy-phenyl)-(5-cyclobutyl-2H-pyrazol-3-yl)-amine;  
 35 (5-cyclobutyl-2H-pyrazol-3-yl)-(3-trifluoromethyl-phenyl)-amine;  
 N-(5-cyclobutyl-2H-pyrazol-3-yl)-N',N'-dimethyl-benzene-1,3-diamine;



- (5-cyclobutyl-2H-pyrazol-3-yl)-(3-methoxy-phenyl)-amine;  
 (5-cyclobutyl-2H-pyrazol-3-yl)-(4-nitro-phenyl)-amine;  
 (4-chloro-benzyl)-(5-cyclobutyl-2H-pyrazol-3-yl)-amine;  
 (3-bromo-phenyl)-(5-cyclobutyl-2H-pyrazol-3-yl)-amine;  
 5 (5-cyclobutyl-2H-pyrazol-3-yl)-quinolin-2-yl-amine;  
 [5-(1,4-dioxo-spiro[4.4]non-7-yl)-1H-pyrazol-3-yl]-(3-trifluoromethyl-phenyl)-amine;  
 (6-chloro-pyridin-2-yl)-(5-cyclobutyl-2H-pyrazol-3-yl)-amine;  
 3-[5-(3-trifluoromethyl-phenylamino)-2H-pyrazol-3-yl]-cyclopentanone;  
 (5-cyclobutyl-2H-pyrazol-3-yl)-(6-methoxy-4-methyl-quinolin-2-yl)-amine;  
 10 (5-cyclobutyl-2H-pyrazol-3-yl)-(3-trifluoromethoxy-phenyl)-amine;  
 (2-chloro-4-nitro-phenyl)-(5-cyclobutyl-2H-pyrazol-3-yl)-amine;  
 3-*trans*-[5-(3-trifluoromethyl-phenylamino)-2H-pyrazol-3-yl]-cyclopentanol;  
 (3,5-bis-trifluoromethyl-phenyl)-(5-cyclobutyl-2H-pyrazol-3-yl)-amine;  
 [5-(3-*cis*-benzylamino-cyclopentyl)-1H-pyrazol-3-yl]-(3-trifluoromethyl-phenyl)-amine;  
 15 {5-[3-*cis*-(4-methoxy-benzylamino)-cyclopentyl]-1H-pyrazol-3-yl}-(3-trifluoromethyl-phenyl)-amine;  
 4-(5-cyclobutyl-2H-pyrazol-3-ylamino)-benzotrile;  
 (5-cyclobutyl-2H-pyrazol-3-yl)-(3-fluoro-phenyl)-amine;  
 (5-cyclobutyl-2H-pyrazol-3-yl)-(3,5-dichloro-phenyl)-amine;  
 20 (2-bromo-phenyl)-(5-cyclobutyl-2H-pyrazol-3-yl)-amine;  
 N-{*cis*-3-[5-(3-trifluoromethyl-phenylamino)-2H-pyrazol-3-yl]-cyclopentyl}-acetamide;  
 pyridin-2-yl-{3-*trans*-[5-(3-trifluoromethyl-phenylamino)-2H-pyrazol-3-yl]-cyclopentyl}-amine;  
 (5-cyclobutyl-1H-pyrazol-3-yl)-(4-methoxy-phenyl)-amine;  
 25 pyridine-2-carboxylic acid {3-[5-(3-trifluoromethyl-phenylamino)-2H-pyrazol-3-yl]-cyclopentyl}-amide;  
 3-trifluoromethyl-N-{3-[5-(3-trifluoromethyl-phenylamino)-2H-pyrazol-3-yl]-cyclopentyl}-benzamide;  
 cyclobutanecarboxylic acid {3-[5-(3-trifluoromethyl-phenylamino)-2H-pyrazol-3-yl]-cyclopentyl}-amide;  
 30 2,2-dimethyl-N-{3-[5-(3-trifluoromethyl-phenylamino)-2H-pyrazol-3-yl]-cyclopentyl}-propionamide;  
 4-fluoro-N-{3-[5-(3-trifluoromethyl-phenylamino)-2H-pyrazol-3-yl]-cyclopentyl}-benzamide;  
 35 2,2,2-trifluoro-N-{3-[5-(3-trifluoromethyl-phenylamino)-2H-pyrazol-3-yl]-cyclopentyl}-acetamide;

- cyclopropanecarboxylic acid {3-[5-(3-trifluoromethyl-phenylamino)-2H-pyrazol-3-yl]-cyclopentyl}-amide;
- N-{3-[5-(3-trifluoromethyl-phenylamino)-2H-pyrazol-3-yl]-cyclopentyl}-propionamide;
- cyclohexanecarboxylic acid {3-[5-(3-trifluoromethyl-phenylamino)-2H-pyrazol-3-yl]-cyclopentyl}-amide;
- 5 N-[5-(3-acetylamino-cyclopentyl)-2H-pyrazol-3-yl]-2-naphthalen-1-yl-acetamide;
- cyclopropanecarboxylic acid {3-[5-(2-naphthalen-1-yl-acetylamino)-1H-pyrazol-3-yl]-cyclopentyl}-amide;
- 2-naphthalen-1-yl-N-{5-[3-(2,2,2-trifluoro-acetylamino)-cyclopentyl]-2H-pyrazol-3-yl}-acetamide;
- 10 N-{3-[5-(2-naphthalen-1-yl-acetylamino)-1H-pyrazol-3-yl]-cyclopentyl}-benzamide;
- N-(5-hydroxymethyl-1H-pyrazol-3-yl)-2-naphthalen-1-yl-acetamide;
- 2-naphthalen-1-yl-N-[5-(thiazol-2-ylaminomethyl)-1H-pyrazol-3-yl]-acetamide;
- N-[5-((1S)-hydroxy-ethyl)-2H-pyrazol-3-yl]-2-naphthalen-1-yl-acetamide;
- 15 N-{5-[(1S)-(benzoxazol-2-yloxy)-ethyl]-1H-pyrazol-3-yl}-2-naphthalen-1-yl-acetamide;
- N-{5-[(1S)-(benzothiazol-2-yloxy)-ethyl]-1H-pyrazol-3-yl}-2-naphthalen-1-yl-acetamide;
- N-[5-(3-hydroxy-1-methyl-propyl)-1H-pyrazol-3-yl]-2-naphthalen-1-yl-acetamide;
- 20 N-[5-(benzothiazol-2-yloxymethyl)-1H-pyrazol-3-yl]-2-naphthalen-1-yl-acetamide;
- N-{5-[3-(benzothiazol-2-yloxy)-1-methyl-propyl]-1H-pyrazol-3-yl}-2-naphthalen-1-yl-acetamide;
- N-[5-(2-hydroxy-(1S)-methyl-ethyl)-2H-pyrazol-3-yl]-2-naphthalen-1-yl-acetamide;
- N-{5-[(1R)-(benzothiazol-2-yloxy)-ethyl]-1H-pyrazol-3-yl}-2-naphthalen-1-yl-acetamide;
- 25 N-[5-(3-acetylamino-1-methyl-propyl)-1H-pyrazol-3-yl]-2-naphthalen-1-yl-acetamide;
- 3-methoxy-N-{*cis*-3-[5-(2-naphthalen-1-yl-acetylamino)-2H-pyrazol-3-yl]-cyclobutyl}-benzamide;
- N-[5-(*cis*-3-acetylamino-cyclobutyl)-1H-pyrazol-3-yl]-2-naphthalen-1-yl-acetamide;
- 30 N-{*cis*-3-[5-(2-naphthalen-1-yl-acetylamino)-2H-pyrazol-3-yl]-cyclobutyl}-benzamide;
- 2-cyclopropyl-N-{*cis*-3-[5-(2-naphthalen-1-yl-acetylamino)-2H-pyrazol-3-yl]-cyclobutyl}-acetamide;
- 6-chloro-pyridine-2-carboxylic acid {*cis*-3-[5-(2-naphthalen-1-yl-acetylamino)-2H-pyrazol-3-yl]-cyclobutyl}-amide;
- 35 quinoline-2-carboxylic acid {*cis*-3-[5-(2-naphthalen-1-yl-acetylamino)-2H-pyrazol-3-yl]-cyclobutyl}-amide;

- pyrazine-2-carboxylic acid {*cis*-3-[5-(2-naphthalen-1-yl-acetylamino)-2H-pyrazol-3-yl]-cyclobutyl}-amide;
- 4-methoxy-N-{*cis*-3-[5-(2-naphthalen-1-yl-acetylamino)-2H-pyrazol-3-yl]-cyclobutyl}-benzamide;
- 5 N-{*cis*-3-[5-(2-naphthalen-1-yl-acetylamino)-2H-pyrazol-3-yl]-cyclobutyl}-3-nitrobenzamide;
- N-{*cis*-3-[5-(2-naphthalen-1-yl-acetylamino)-2H-pyrazol-3-yl]-cyclobutyl}-3-trifluoromethyl-benzamide;
- 10 N-{*cis*-3-[5-(2-naphthalen-1-yl-acetylamino)-2H-pyrazol-3-yl]-cyclobutyl}-isobutyramide;
- 2-phenyl-cyclopropanecarboxylic acid {*cis*-3-[5-(2-naphthalen-1-yl-acetylamino)-2H-pyrazol-3-yl]-cyclobutyl}-amide;
- N-{5-[*cis*-3-(benzooxazol-2-yloxy)-cyclobutyl]-1H-pyrazol-3-yl}-2-naphthalen-1-yl-acetamide;
- 15 4-dimethylamino-N-{*cis*-3-[5-(2-naphthalen-1-yl-acetylamino)-2H-pyrazol-3-yl]-cyclobutyl}-benzamide;
- 3,5-dimethoxy-N-{*cis*-3-[5-(2-naphthalen-1-yl-acetylamino)-2H-pyrazol-3-yl]-cyclobutyl}-benzamide;
- 2-naphthalen-1-yl-N-[5-(*cis*-3-phenyl-cyclobutyl)-2H-pyrazol-3-yl]-acetamide;
- 20 N-{5-[*cis*-3-(3-methoxy-phenyl)-cyclobutyl]-2H-pyrazol-3-yl}-2-naphthalen-1-yl-acetamide;
- N-{5-[*cis*-3-(2-methoxy-phenyl)-cyclobutyl]-2H-pyrazol-3-yl}-2-naphthalen-1-yl-acetamide;
- N-{5-[*cis*-3-(4-methoxy-phenyl)-cyclobutyl]-2H-pyrazol-3-yl}-2-naphthalen-1-yl-
- 25 acetamide;
- 2-naphthalen-1-yl-N-[5-(*cis*-3-*p*-tolyl-cyclobutyl)-2H-pyrazol-3-yl]-acetamide;
- N-{5-[*cis*-3-(4-chloro-phenyl)-cyclobutyl]-2H-pyrazol-3-yl}-2-naphthalen-1-yl-
- acetamide;
- 2-(4-methoxy-phenyl)-N-{5-[*cis*-3-(2-methoxy-phenyl)-cyclobutyl]-2H-pyrazol-3-yl}-
- 30 acetamide;
- N-{5-[*cis*-3-(2-methoxy-phenyl)-cyclobutyl]-2H-pyrazol-3-yl}-2-quinolin-6-yl-acetamide;
- N-{5-[*cis*-3-(2-methoxy-phenyl)-cyclobutyl]-2H-pyrazol-3-yl}-2-phenyl-acetamide;
- N-{5-[*cis*-3-(2-methoxy-phenyl)-cyclobutyl]-2H-pyrazol-3-yl}-2-pyridin-3-yl-acetamide;
- N-{5-[*cis*-3-(4-methoxy-phenyl)-cyclobutyl]-1H-pyrazol-3-yl}-2-quinolin-6-yl-acetamide;
- 35 2-quinolin-6-yl-N-[5-(*cis*-3-*p*-tolyl-cyclobutyl)-1H-pyrazol-3-yl]-acetamide;
- N-{5-[*cis*-3-(4-fluoro-phenyl)-cyclobutyl]-1H-pyrazol-3-yl}-2-quinolin-6-yl-acetamide;

- N-{5-[*cis*-3-(4-chloro-phenyl)-cyclobutyl]-1H-pyrazol-3-yl}-2-quinolin-6-yl-acetamide;  
2-quinolin-6-yl-N-{5-(*cis*-3-*m*-tolyl-cyclobutyl)-1H-pyrazol-3-yl}-acetamide;  
4-dimethylamino-N-{*cis*-3-[5-(2-naphthalen-1-yl-acetylamino)-2H-pyrazol-3-yl]-  
cyclobutyl}-benzamide;
- 5        2-naphthalen-1-yl-N-{5-[*cis*-3-(pyridin-2-yloxy)-cyclobutyl]-1H-pyrazol-3-yl}-acetamide;  
6-methyl-pyridine-2-carboxylic acid {*cis*-3-[5-(2-naphthalen-1-yl-acetylamino)-2H-  
pyrazol-3-yl]-cyclobutyl}-amide;  
2-phenyl-cyclopropanecarboxylic acid methyl-{*cis*-3-[5-(2-naphthalen-1-yl-  
acetylamino)-2H-pyrazol-3-yl]-cyclobutyl}-amide;
- 10        N-{5-[*cis*-3-(3-methyl-pyrazin-2-yloxy)-cyclobutyl]-1H-pyrazol-3-yl}-2-naphthalen-1-yl-  
acetamide;  
{5-[*cis*-3-(2-methoxy-phenyl)-cyclobutyl]-1H-pyrazol-3-yl}-(6-methoxy-pyridin-2-yl)-  
amine;
- 15        N-{5-[*cis*-3-(3,6-dimethyl-pyrazin-2-yloxy)-cyclobutyl]-1H-pyrazol-3-yl}-2-naphthalen-  
1-yl-acetamide;
- 20        N-{5-[*cis*-3-(3-methoxy-pyridin-2-yloxy)-cyclobutyl]-1H-pyrazol-3-yl}-2-naphthalen-1-  
yl-acetamide;  
2-methyl-cyclopropanecarboxylic acid {*cis*-3-[5-(2-naphthalen-1-yl-acetylamino)-2H-  
pyrazol-3-yl]-cyclobutyl}-amide;
- 25        2-naphthalen-1-yl-N-{5-[*cis*-3-(3-trifluoromethyl-pyridin-2-yloxy)-cyclobutyl]-1H-  
pyrazol-3-yl}-acetamide;  
2-naphthalen-1-yl-N-{5-[*cis*-3-(3-nitro-pyridin-2-yloxy)-cyclobutyl]-1H-pyrazol-3-yl}-  
acetamide;
- 30        N-{5-[*cis*-3-(benzothiazol-2-yloxy)-cyclobutyl]-1H-pyrazol-3-yl}-2-naphthalen-1-yl-  
acetamide;
- 35        2-naphthalen-1-yl-N-{5-[*cis*-3-(4-trifluoromethyl-pyrimidin-2-yloxy)-cyclobutyl]-1H-  
pyrazol-3-yl}-acetamide;  
2-naphthalen-1-yl-N-{5-[3-(5-nitro-pyridin-2-yloxy)-cyclobutyl]-1H-pyrazol-3-yl}-  
acetamide;
- 2-naphthalen-1-yl-N-{5-[3-(pyrimidin-2-yloxy)-cyclobutyl]-1H-pyrazol-3-yl}-acetamide;  
2-naphthalen-1-yl-N-{5-[3-(5-trifluoromethyl-pyridin-2-yloxy)-cyclobutyl]-1H-pyrazol-3-  
yl}-acetamide;
- N-{5-[3-(6-methoxy-pyridazin-3-yloxy)-cyclobutyl]-1H-pyrazol-3-yl}-2-naphthalen-1-yl-  
acetamide;
- 2-naphthalen-1-yl-N-{5-[3-(pyrazin-2-yloxy)-cyclobutyl]-1H-pyrazol-3-yl}-acetamide;

N-{5-[3-(6-methyl-pyridin-2-yloxy)-cyclobutyl]-1H-pyrazol-3-yl}-2-naphthalen-1-yl-acetamide;

N-{5-[3-(6-chloro-benzothiazol-2-yloxy)-cyclobutyl]-1H-pyrazol-3-yl}-2-naphthalen-1-yl-acetamide;

5 N-{5-[3-(6-methoxy-benzothiazol-2-yloxy)-cyclobutyl]-1H-pyrazol-3-yl}-2-naphthalen-1-yl-acetamide; and

pharmaceutically acceptable salts of the foregoing compounds.

Other examples of preferred compounds of formula 1 are:

N-{5-[*cis*-3-(4-Hydroxy-phenyl)-cyclobutyl]-1H-pyrazol-3-yl}-2-quinolin-6-yl-acetamide;

10 N-{5-[*cis*-3-(3-Hydroxy-phenyl)-cyclobutyl]-1H-pyrazol-3-yl}-2-quinolin-6-yl-acetamide;

2-Naphthalen-1-yl-N-[5-(*cis*-3-pyridin-3-yl-cyclobutyl)-2H-pyrazol-3-yl]-acetamide;

N-[5-(*cis*-3-Naphthalen-2-yl-cyclobutyl)-2H-pyrazol-3-yl]-2-pyridin-3-yl-acetamide;

N-(5-Indan-2-yl-1H-pyrazol-3-yl)-2-quinolin-6-yl-acetamide;

N-[5-(*cis*-3-Pyridin-2-yl-cyclobutyl)-2H-pyrazol-3-yl]-2-quinolin-6-yl-acetamide;

15 N-[5-(*cis*-3-Pyridin-2-yl-cyclobutyl)-2H-pyrazol-3-yl]-2-quinolin-6-yl-acetamide;

2-(4-Methoxy-phenyl)-N-[5-(*cis*-3-pyridin-4-yl-cyclobutyl)-2H-pyrazol-3-yl]-acetamide;

N-{5-[3-(*cis*-2-Dimethylaminomethyl-phenyl)-cyclobutyl]-2H-pyrazol-3-yl}-2-(4-methoxy-phenyl)-acetamide;

20 N-(5-{*cis*-3-[3-(2-Dimethylamino-ethoxy)-phenyl]-cyclobutyl}-2H-pyrazol-3-yl)-2-(4-methoxy-phenyl)-acetamide;

N-{5-[*cis*-3-(2-Hydroxy-phenyl)-cyclobutyl]-2H-pyrazol-3-yl}-2-(4-methoxy-phenyl)-acetamide;

N-(5-{*cis*-3-[2-(2-Dimethylamino-ethoxy)-phenyl]-cyclobutyl}-2H-pyrazol-3-yl)-2-(4-methoxy-phenyl)-acetamide;

25 2-(4-Methoxy-phenyl)-N-[5-(*cis*-3-phenyl-cyclobutyl)-2H-pyrazol-3-yl]-acetamide;

N-{5-[*cis*-3-(2-Fluoro-phenyl)-cyclobutyl]-2H-pyrazol-3-yl}-2-(4-methoxy-phenyl)-acetamide;

N-(5-{*cis*-3-[4-(Azetidin-3-yloxy)-phenyl]-cyclobutyl}-2H-pyrazol-3-yl)-2-(4-methoxy-phenyl)-acetamide;

30 N-(5-{*cis*-3-[2-(Azetidin-3-yloxy)-phenyl]-cyclobutyl}-2H-pyrazol-3-yl)-2-(4-methoxy-phenyl)-acetamide;

2-(4-Methoxy-phenyl)-N-{5-[*cis*-3-(2-methylsulfanyl-phenyl)-cyclobutyl]-2H-pyrazol-3-yl}-acetamide;

35 N-{5-[*cis*-3-(2-Amino-phenyl)-cyclobutyl]-2H-pyrazol-3-yl}-2-(4-methoxy-phenyl)-acetamide;

- N-{5-[*cis*-3-(4-Cyano-phenyl)-cyclobutyl]-2H-pyrazol-3-yl}-2-(4-methoxy-phenyl)-acetamide;
- N-{5-[*cis*-3-(2-Cyano-phenyl)-3-hydroxy-cyclobutyl]-2H-pyrazol-3-yl}-2-(4-methoxy-phenyl)-acetamide;
- 5 N-{5-[*cis*-3-(2-Hydroxy-ethyl)-cyclobutyl]-1H-pyrazol-3-yl}-2-naphthalen-1-yl-acetamide;
- N-{5-[*cis*-3-(3-Cyano-phenyl)-cyclobutyl]-2H-pyrazol-3-yl}-2-(4-methoxy-phenyl)-acetamide;
- 10 N-{5-[*cis*-3-(2-Cyano-phenyl)-cyclobutyl]-2H-pyrazol-3-yl}-2-(4-methoxy-phenyl)-acetamide;
- N-{5-[*cis*-3-(3-Amino-phenyl)-cyclobutyl]-2H-pyrazol-3-yl}-2-(4-methoxy-phenyl)-acetamide;
- 4-(*cis*-3-{5-[2-(4-Methoxy-phenyl)-acetylamino]-1H-pyrazol-3-yl}-cyclobutyl)-benzoic acid methyl ester;
- 15 N-{5-[*cis*-3-(4-Hydroxymethyl-phenyl)-cyclobutyl]-2H-pyrazol-3-yl}-2-(4-methoxy-phenyl)-acetamide;
- N-{5-[*cis*-3-(2-Hydroxy-phenyl)-cyclobutyl]-1H-pyrazol-3-yl}-2-phenyl-acetamide;
- N-{5-[*cis*-3-(2-Hydroxy-phenyl)-cyclobutyl]-1H-pyrazol-3-yl}-2-quinolin-6-yl-acetamide;
- N-{5-[*cis*-3-(2-Hydroxy-phenyl)-cyclobutyl]-1H-pyrazol-3-yl}-acetamide;
- 20 Cyclopropanecarboxylic acid {5-[*cis*-3-(2-hydroxy-phenyl)-cyclobutyl]-1H-pyrazol-3-yl}-amide;
- N-{5-[*cis*-3-(2-Hydroxy-phenyl)-cyclobutyl]-1H-pyrazol-3-yl}-isobutyramide;
- N-{5-[*cis*-3-(3-Aminomethyl-phenyl)-cyclobutyl]-2H-pyrazol-3-yl}-2-(4-methoxy-phenyl)-acetamide;
- 25 N-{5-[*cis*-3-(3-Dimethylaminomethyl-phenyl)-cyclobutyl]-2H-pyrazol-3-yl}-2-(4-methoxy-phenyl)-acetamide;
- 3-(*cis*-3-{5-[2-(4-Methoxy-phenyl)-acetylamino]-1H-pyrazol-3-yl}-cyclobutyl)-benzoic acid methyl ester;
- N-{5-[*cis*-3-(3-Hydroxymethyl-phenyl)-cyclobutyl]-2H-pyrazol-3-yl}-2-(4-methoxy-phenyl)-acetamide;
- 30 N-(5-{*cis*-3-[3-(1-Hydroxy-1-methyl-ethyl)-phenyl]-cyclobutyl}-2H-pyrazol-3-yl)-2-(4-methoxy-phenyl)-acetamide;
- N-{5-[*cis*-3-(3-Ethylaminomethyl-phenyl)-cyclobutyl]-2H-pyrazol-3-yl}-2-(4-methoxy-phenyl)-acetamide;
- 35 N-{5-[*cis*-3-(3-Cyclobutylaminomethyl-phenyl)-cyclobutyl]-2H-pyrazol-3-yl}-2-(4-methoxy-phenyl)-acetamide;

2-(4-Methoxy-phenyl)-N-{5-[*cis*-3-(3-propylaminomethyl-phenyl)-cyclobutyl]-2H-pyrazol-3-yl}-acetamide;

N-{5-[*cis*-3-(3-Cyclopentylaminomethyl-phenyl)-cyclobutyl]-2H-pyrazol-3-yl}-2-(4-methoxy-phenyl)-acetamide;

5 N-(5-{*cis*-3-[3-(Benzylamino-methyl)-phenyl]-cyclobutyl}-2H-pyrazol-3-yl)-2-(4-methoxy-phenyl)-acetamide;

2-(4-Methoxy-phenyl)-N-{5-[3-(3-methylaminomethyl-phenyl)-cyclobutyl]-2H-pyrazol-3-yl}-acetamide;

10 N-{5-[*cis*-3-(3-Cyclopropylaminomethyl-phenyl)-cyclobutyl]-2H-pyrazol-3-yl}-2-(4-methoxy-phenyl)-acetamide;

2-(4-Methoxy-phenyl)-N-{5-[*cis*-3-(3-pyrrolidin-1-ylmethyl-phenyl)-cyclobutyl]-2H-pyrazol-3-yl}-acetamide;

N-{5-[*cis*-3-(3-Diethylaminomethyl-phenyl)-cyclobutyl]-2H-pyrazol-3-yl}-2-(4-methoxy-phenyl)-acetamide;

15 N-{5-[*cis*-3-(3-Azetidin-1-ylmethyl-phenyl)-cyclobutyl]-2H-pyrazol-3-yl}-2-(4-methoxy-phenyl)-acetamide;

and pharmaceutically acceptable salts of the foregoing compounds.

Other specific examples of compounds of the invention of formula 1 are:

20 N-[5-(*cis*-3-pyridin-2-yl-cyclobutyl)-1H-pyrazol-3-yl]-2-quinolin-6-yl-acetamide;

N-[5-(*cis*-3-pyridin-3-yl-cyclobutyl)-1H-pyrazol-3-yl]-2-quinolin-6-yl-acetamide;

N-[5-(*cis*-3-pyridin-4-yl-cyclobutyl)-1H-pyrazol-3-yl]-2-quinolin-6-yl-acetamide;

N-[5-(*cis*-3-pyrazin-2-yl-cyclobutyl)-1H-pyrazol-3-yl]-2-quinolin-6-yl-acetamide;

N-[5-(*cis*-3-pyrimidin-4-yl-cyclobutyl)-1H-pyrazol-3-yl]-2-quinolin-6-yl-acetamide;

25 N-{5-[*cis*-3-(3-methoxy-pyridin-2-yl)-cyclobutyl]-1H-pyrazol-3-yl}-2-quinolin-6-yl-acetamide;

N-{5-[*cis*-3-(4-methoxy-pyridin-3-yl)-cyclobutyl]-1H-pyrazol-3-yl}-2-quinolin-6-yl-acetamide;

N-{5-[*cis*-3-(3-methoxy-pyridin-4-yl)-cyclobutyl]-1H-pyrazol-3-yl}-2-quinolin-6-yl-acetamide;

30 N-{5-[*cis*-3-(2-methoxy-pyridin-3-yl)-cyclobutyl]-1H-pyrazol-3-yl}-2-quinolin-6-yl-acetamide;

N-{5-[*cis*-3-(5-methoxy-pyrimidin-4-yl)-cyclobutyl]-1H-pyrazol-3-yl}-2-quinolin-6-yl-acetamide;

35 N-{5-[*cis*-3-(1-ethyl-1H-imidazol-2-yl)-cyclobutyl]-1H-pyrazol-3-yl}-2-quinolin-6-yl-acetamide;

N-{5-[*cis*-3-(1-ethyl-1H-pyrrol-2-yl)-cyclobutyl]-1H-pyrazol-3-yl}-2-quinolin-6-yl-acetamide;

N-{5-[*cis*-3-(2-aminomethyl-phenyl)-cyclobutyl]-1H-pyrazol-3-yl}-2-quinolin-6-yl-acetamide;

5 N-{5-[*cis*-3-(2-pyrrolidin-1-ylmethyl-phenyl)-cyclobutyl]-1H-pyrazol-3-yl}-2-quinolin-6-yl-acetamide;

and pharmaceutically acceptable salts of the foregoing compounds.

Other specific examples of compounds of formula 1 are:

- 10 {4-[(5-cyclobutyl-1H-pyrazol-3-ylcarbonyl)-methyl]-phenyl}-acetic acid;  
N-(5-cyclobutyl-1H-pyrazol-3-yl)-2-(1H-indol-3-yl)-acetamide;  
2-(3-chloro-phenyl)-N-(5-cyclobutyl-1H-pyrazol-3-yl)-acetamide;  
2-(3-bromo-phenyl)-N-(5-cyclobutyl-1H-pyrazol-3-yl)-acetamide;  
2-biphenyl-4-yl-N-(5-cyclobutyl-1H-pyrazol-3-yl)-acetamide;  
2-biphenyl-4-yl-N-(5-cyclobutyl-1H-pyrazol-3-yl)-acetamide;  
15 N-(5-cyclobutyl-1H-pyrazol-3-yl)-2-(3,4,5-trimethoxy-phenyl)-acetamide;  
{2-[(5-cyclobutyl-1H-pyrazol-3-ylcarbonyl)-methyl]-phenyl}-acetic acid;  
N-(5-cyclobutyl-1H-pyrazol-3-yl)-2-(3,4-dichloro-phenyl)-acetamide;  
2-(2-chloro-phenyl)-N-(5-cyclobutyl-1H-pyrazol-3-yl)-acetamide;  
N-(5-cyclobutyl-1H-pyrazol-3-yl)-2-(2-fluoro-phenyl)-acetamide;  
20 2-(4-butoxy-phenyl)-N-(5-cyclobutyl-1H-pyrazol-3-yl)-acetamide;  
N-(5-cyclobutyl-1H-pyrazol-3-yl)-2-(2,4-difluoro-phenyl)-acetamide;  
N-(5-cyclobutyl-1H-pyrazol-3-yl)-2-(2-iodo-phenyl)-acetamide;  
N-(5-cyclobutyl-1H-pyrazol-3-yl)-2-(2,3-dimethoxy-phenyl)-acetamide;  
N-(5-cyclobutyl-1H-pyrazol-3-yl)-2-(2,5-dihydroxy-phenyl)-acetamide;  
25 N-(5-cyclobutyl-1H-pyrazol-3-yl)-2-(3-hydroxy-4-methoxy-phenyl)-acetamide;  
2-(4-acetylamino-phenyl)-N-(5-cyclobutyl-1H-pyrazol-3-yl)-acetamide;  
N-(5-cyclobutyl-1H-pyrazol-3-yl)-2-(4-trifluoromethyl-phenyl)-acetamide;  
2-(4-chloro-3-nitro-phenyl)-N-(5-cyclobutyl-1H-pyrazol-3-yl)-acetamide;  
N-(5-cyclobutyl-1H-pyrazol-3-yl)-2-(4-hydroxy-3,5-dinitro-phenyl)-acetamide;  
30 N-(5-cyclobutyl-1H-pyrazol-3-yl)-2-(3,4-difluoro-phenyl)-acetamide;  
2-(2,4-bis-trifluoromethyl-phenyl)-N-(5-cyclobutyl-1H-pyrazol-3-yl)-acetamide;  
N-(5-cyclobutyl-1H-pyrazol-3-yl)-2-(3,5-difluoro-phenyl)-acetamide;  
N-(5-cyclobutyl-1H-pyrazol-3-yl)-2-(2-fluoro-3-trifluoromethyl-phenyl)-acetamide;  
N-(5-cyclobutyl-1H-pyrazol-3-yl)-2-(4-fluoro-3-trifluoromethyl-phenyl)-acetamide;  
35 N-(5-cyclobutyl-1H-pyrazol-3-yl)-2-(2,4,6-trifluoro-phenyl)-acetamide;  
N-(5-cyclobutyl-1H-pyrazol-3-yl)-2-(4-methylsulfanyl-phenyl)-acetamide;



- N-(5-cyclobutyl-1H-pyrazol-3-yl)-2-(3-hydroxy-phenyl)-acetamide;  
 N-(5-cyclopentyl-1H-pyrazol-3-yl)-2-phenyl-acetamide;  
 2-(4-chloro-phenyl)-N-(5-cyclopentyl-2H-pyrazol-3-yl)-acetamide;  
 N-(5-cyclopentyl-1H-pyrazol-3-yl)-2-naphthalen-2-yl-acetamide;  
 5 N-(5-cyclobutyl-2H-pyrazol-3-yl)-2-(2,4-dichloro-phenyl)-acetamide;  
 N-(5-cyclobutyl-2H-pyrazol-3-yl)-2-quinolin-6-yl-acetamide;  
 2-(3-amino-phenyl)-N-(5-cyclobutyl-2H-pyrazol-3-yl)-acetamide;  
 1-(5-cyclobutyl-1H-pyrazol-3-yl)-3-naphthalen-1-yl-urea;  
 N-(5-cyclohexyl-1H-pyrazol-3-yl)-2-naphthalen-2-yl-acetamide;  
 10 N-(5-cyclohexyl-1H-pyrazol-3-yl)-2-phenyl-acetamide;  
 2-(4-chloro-phenyl)-N-(5-cyclohexyl-1H-pyrazol-3-yl)-acetamide;  
 N-(5-cyclobutyl-1H-pyrazol-3-yl)-2-(4-phenoxy-phenyl)-acetamide;  
 N-(5-cyclobutyl-1H-pyrazol-3-yl)-2-(4-dimethylamino-phenyl)-acetamide;  
 N-(5-cyclopentyl-2H-pyrazol-3-yl)-2-(2,3,4-trimethoxy-phenyl)-acetamide;  
 15 N-(5-cyclopentyl-2H-pyrazol-3-yl)-2-(4-isopropyl-phenyl)-acetamide;  
 N-(5-cyclopentyl-2H-pyrazol-3-yl)-2-pyrrolo[2,3-b]pyridin-1-yl-acetamide;  
 N-(5-cyclobutyl-1H-pyrazol-3-yl)-2-m-tolyl-acetamide;  
 N-(5-cyclopentyl-2H-pyrazol-3-yl)-2-p-tolyl-acetamide;  
 N-(5-cyclobutyl-1H-pyrazol-3-yl)-2-(3-trifluoromethoxy-phenyl)-acetamide;  
 20 N-[5-(3-benzyloxy-propyl)-1H-pyrazol-3-yl]-2-naphthalen-2-yl-acetamide;  
 4-[5-(2-naphthalen-2-yl-acetylamino)-1H-pyrazol-3-yl]-piperidine-1-carboxylic acid  
 benzyl ester;  
 2-naphthalen-2-yl-N-(5-piperidin-4-yl-2H-pyrazol-3-yl)-acetamide;  
 N-[5-(1-acetyl-piperidin-4-yl)-2H-pyrazol-3-yl]-2-naphthalen-2-yl-acetamide;  
 25 N-[5-(1-benzoyl-piperidin-4-yl)-2H-pyrazol-3-yl]-2-naphthalen-2-yl-acetamide;  
 4-[5-(2-naphthalen-1-yl-acetylamino)-1H-pyrazol-3-yl]-piperidine-1-carboxylic acid  
 benzyl ester;  
 N-[5-(1-cyclobutanecarbonyl-piperidin-4-yl)-2H-pyrazol-3-yl]-2-naphthalen-2-yl-  
 acetamide;  
 30 N-{3-[5-(2-naphthalen-2-yl-acetylamino)-4H-pyrazol-3-yl]-propyl}-benzamide;  
 N-{3-[5-(2-naphthalen-1-yl-acetylamino)-2H-pyrazol-3-yl]-propyl}-benzamide;  
 N-{5-[1-(3-methyl-butyl)-piperidin-4-yl]-1H-pyrazol-3-yl}-2-naphthalen-2-yl-acetamide;  
 N-[3-(5-phenylacetylamino-2H-pyrazol-3-yl)-propyl]-benzamide;  
 N-{3-[5-(2-m-tolyl-acetylamino)-2H-pyrazol-3-yl]-propyl}-benzamide;  
 35 N-(3-{5-[2-(3-chloro-phenyl)-acetylamino]-2H-pyrazol-3-yl}-propyl)-benzamide;

- 6-methyl-pyridine-2-carboxylic acid {3-[5-(2-naphthalen-2-yl-acetylamino)-1H-pyrazol-3-yl]-cyclobutyl}-amide;
- 6-methyl-pyridine-2-carboxylic acid {3-[5-(2-naphthalen-2-yl-acetylamino)-1H-pyrazol-3-yl]-cyclobutyl}-amide;
- 5 6-methyl-pyridine-2-carboxylic acid {3-[5-(2-naphthalen-2-yl-acetylamino)-1H-pyrazol-3-yl]-cyclobutyl}-amide;
- N-{5-[3-(1,3-dioxo-1,3-dihydro-isoindol-2-yl)-cyclobutyl]-2H-pyrazol-3-yl}-2-naphthalen-2-yl-acetamide;
- 6-chloro-pyridine-2-carboxylic acid {3-[5-(2-naphthalen-2-yl-acetylamino)-1H-pyrazol-3-yl]-cyclobutyl}-amide;
- 10 3-yl]-cyclobutyl)-amide;
- N-{3-[5-(2-naphthalen-2-yl-acetylamino)-1H-pyrazol-3-yl]-cyclobutyl}-benzamide;
- 2-naphthalen-2-yl-N-[5-(2-pyridin-2-yl-ethyl)-2H-pyrazol-3-yl]-acetamide;
- 2-naphthalen-2-yl-N-[5-(2-pyridin-3-yl-ethyl)-2H-pyrazol-3-yl]-acetamide;
- 2-naphthalen-2-yl-N-[5-(2-pyridin-4-yl-ethyl)-2H-pyrazol-3-yl]-acetamide;
- 15 2-naphthalen-1-yl-N-[5-(2-pyridin-2-yl-ethyl)-2H-pyrazol-3-yl]-acetamide;
- 2-naphthalen-1-yl-N-[5-(2-pyridin-3-yl-ethyl)-2H-pyrazol-3-yl]-acetamide;
- 2-naphthalen-1-yl-N-[5-(2-pyridin-4-yl-ethyl)-2H-pyrazol-3-yl]-acetamide;
- 2-(3-methoxy-phenyl)-N-[5-(2-pyridin-2-yl-ethyl)-2H-pyrazol-3-yl]-acetamide;
- 2-(3-methoxy-phenyl)-N-[5-(2-pyridin-3-yl-ethyl)-2H-pyrazol-3-yl]-acetamide;
- 20 2-(3-methoxy-phenyl)-N-[5-(2-pyridin-4-yl-ethyl)-2H-pyrazol-3-yl]-acetamide;
- 2-(3-methoxy-phenyl)-N-[5-(2-thiazol-2-yl-ethyl)-2H-pyrazol-3-yl]-acetamide;
- 2-naphthalen-1-yl-N-[5-(2-thiazol-2-yl-ethyl)-2H-pyrazol-3-yl]-acetamide;
- 2-naphthalen-2-yl-N-[5-(2-thiazol-2-yl-ethyl)-2H-pyrazol-3-yl]-acetamide;
- N-[5-(1-benzyl-piperidin-4-yl)-1H-pyrazol-3-yl]-2-naphthalen-2-yl-acetamide;
- 25 2-naphthalen-1-yl-N-[5-(piperidin-4-yl)-1H-pyrazol-3-yl]-acetamide;
- 2-(4-chloro-phenyl)-N-{3-[5-(2-naphthalen-2-yl-acetylamino)-1H-pyrazol-3-yl]-cyclobutyl}-acetamide;
- pyrazine-2-carboxylic acid {3-[5-(2-naphthalen-2-yl-acetylamino)-1H-pyrazol-3-yl]-cyclobutyl}-amide;
- 30 2-(3-methoxy-phenyl)-N-[5-[2-(2-trifluoromethyl-phenyl)-ethyl]-2H-pyrazol-3-yl]-acetamide;
- 2-(3-methoxy-phenyl)-N-[5-[2-(3-trifluoromethyl-phenyl)-ethyl]-2H-pyrazol-3-yl]-acetamide;
- 2-(3-methoxy-phenyl)-N-[5-[2-(4-trifluoromethyl-phenyl)-ethyl]-2H-pyrazol-3-yl]-acetamide;
- 35 acetamide;

6-methyl-pyridine-2-carboxylic acid (3-{5-[2-(3-methoxy-phenyl)-acetylamino]-2H-pyrazol-3-yl}-cyclobutyl)-amide;

6-methyl-pyridine-2-carboxylic acid (3-{5-[2-(4-methoxy-phenyl)-acetylamino]-2H-pyrazol-3-yl}-cyclobutyl)-amide;

5 6-methyl-pyridine-2-carboxylic acid (3-{5-[2-(4-chloro-phenyl)-acetylamino]-2H-pyrazol-3-yl}-cyclobutyl)-amide; and

pharmaceutically acceptable salts of said compounds.

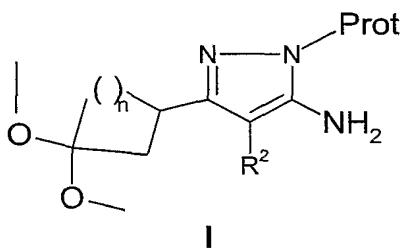
Salts of compounds of formula **1** can be obtained by forming salts with any acidic or basic group present on a compound of formula **1**. Examples of pharmaceutically acceptable  
10 salts of the compounds of formula **1** are the salts of hydrochloric acid, p-toluenesulfonic acid, fumaric acid, citric acid, succinic acid, salicylic acid, oxalic acid, hydrobromic acid, phosphoric acid, methanesulfonic acid, tartaric acid, maleic acid, di-p-toluoyl tartaric acid, acetic acid, sulfuric acid, hydroiodic acid, mandelic acid, sodium, potassium, magnesium, calcium, and lithium.

15 The compounds of formula **1** may have optical centers and therefore may occur in different enantiomeric and other stereoisomeric configurations. The invention includes all enantiomers, diastereomers, and other stereoisomers of such compounds of formula **1**, as well as racemic and other mixtures thereof.

The subject invention also includes isotopically-labeled compounds, which are  
20 identical to those recited in formula **1**, but for the fact that one or more atoms are replaced by an atom having an atomic mass or mass number different from the atomic mass or mass number usually found in nature. Examples of isotopes that can be incorporated into compounds of the invention include isotopes of hydrogen, carbon, nitrogen, oxygen, phosphorous, fluorine, iodine, and chlorine, such as <sup>3</sup>H, <sup>11</sup>C, <sup>14</sup>C, <sup>18</sup>F, <sup>123</sup>I and <sup>125</sup>I. Compounds  
25 of the present invention and pharmaceutically acceptable salts of said compounds that contain the aforementioned isotopes and/or other isotopes of other atoms are within the scope of this invention. Isotopically-labeled compounds of the present invention, for example those into which radioactive isotopes such as <sup>3</sup>H and <sup>14</sup>C are incorporated, are useful in drug and/or substrate tissue distribution assays. Tritiated, i.e., <sup>3</sup>H, and carbon-14, i.e., <sup>14</sup>C, isotopes are  
30 particularly preferred for their ease of preparation and detectability. <sup>11</sup>C and <sup>18</sup>F isotopes are particularly useful in PET (positron emission tomography), and <sup>125</sup>I isotopes are particularly useful in SPECT (single photon emission computerized tomography), all useful in brain imaging. Further, substitution with heavier isotopes such as deuterium, i.e., <sup>2</sup>H, can afford certain therapeutic advantages resulting from greater metabolic stability, for example  
35 increased *in vivo* half-life or reduced dosage requirements and, hence, may be preferred in some circumstances. Isotopically labeled compounds of formula **1** of this invention can

generally be prepared by carrying out the procedures disclosed in the Schemes and/or in the Examples below, by substituting a readily available isotopically labeled reagent for a non-isotopically labeled reagent.

This invention also includes compounds of the formula



5

wherein Prot is a protecting group;

R<sup>2</sup> is H, F, -CH<sub>3</sub>, -CN, or -C(=O)OR<sup>7</sup>;

and n is an integer selected from 1, 2, 3, and 4.

Compounds of formula I are useful as intermediates for synthesizing certain  
10 compounds of formula 1 that are described herein.

Preferably, n is 1.

Examples of specific protecting groups include, but are not limited to *t*-butyl and -CH<sub>2</sub>-Ar, wherein "Ar" is an aryl or heteroaryl group. An example of the latter type of protecting group is *para*-methoxybenzyl.

15 This invention also provides a pharmaceutical composition for treating a disease or condition comprising abnormal cell growth in a mammal, including a human, comprising a compound of formula 1 in an amount effective in inhibiting abnormal cell growth, and a pharmaceutically acceptable carrier.

20 This invention also provides a pharmaceutical composition for treating a disease or condition comprising abnormal cell growth in a mammal, including a human, comprising a compound of formula 1 in an amount effective to inhibit cdk2 activity, and a pharmaceutically acceptable carrier.

25 This invention also provides a method for treating a disease or condition comprising abnormal cell growth in a mammal, including a human, comprising administering to the mammal a compound of formula 1 in an amount effective in inhibiting abnormal cell growth.

This invention also provides a method for treating a diseases or condition comprising abnormal cell growth in a mammal, including a human, comprising administering to the mammal a compound of formula 1 in an amount effective to inhibit cdk2 activity.

30 In a pharmaceutical composition or method of this invention for treating a disease or condition comprising abnormal cell growth, the disease or condition comprising abnormal cell growth is in one embodiment cancer. The cancer may be a carcinoma, for example carcinoma

of the bladder, breast, colon, kidney, liver, lung, for example small cell lung cancer, esophagus, gall bladder, ovary, pancreas, stomach, cervix, thyroid, prostate, or skin, for example squamous cell carcinoma; a hematopoietic tumor of lymphoid lineage, for example leukemia, acute lymphocytic leukemia, B-cell lymphoma, T-cell lymphoma, Hodgkins lymphoma, non-Hodgkins lymphoma, hairy cell lymphoma, or Burkett's lymphoma; a hematopoietic tumor of myeloid lineage, for example acute and chronic myelogenous leukemias, myelodysplastic syndrome, or promyelocytic leukemia; a tumor of mesenchymal origin, for example fibrosarcoma or rhabdomyosarcoma; a tumor of the central or peripheral nervous system, for example astrocytoma, neuroblastoma, glioma or schwannoma; melanoma; seminoma; teratocarcinoma; osteosarcoma; xenoderoma pigmentoum; keratoctanthoma; thyroid follicular cancer; or Kaposi's sarcoma.

In another embodiment, the disease or condition comprising abnormal cell growth is benign. Such diseases and conditions include benign prostate hyperplasia, familial adenomatosis polyposis, neuro-fibromatosis, atherosclerosis, pulmonary fibrosis, arthritis, psoriasis, glomerulonephritis, restenosis, hypertrophic scar formation, inflammatory bowel disease, transplantation rejection, fungal infection, and endotoxic shock.

This invention also provides a pharmaceutical composition for treating a neurodegenerative disease or condition in a mammal, including a human, comprising a compound of formula 1 in an amount effective in treating said disease or condition, and a pharmaceutically acceptable carrier.

This invention also provides a pharmaceutical composition for treating a neurodegenerative disease or condition in a mammal, including a human, comprising a compound of formula 1 in an amount effective in inhibiting cdk5 activity, and a pharmaceutically acceptable carrier.

This invention also provides a method for treating a neurodegenerative disease or condition in a mammal, including a human, comprising administering to the mammal a compound of formula 1 in an amount effective in inhibiting cdk5 activity.

This invention also provides a method for treating a neurodegenerative disease or condition in a mammal, including a human, comprising administering to the mammal a compound of formula 1 in an amount effective in treating said disease or condition.

In one embodiment of the invention, the neurodegenerative disease or condition which is treated is selected from Huntington's disease, stroke, spinal cord trauma, traumatic brain injury, multiinfarct dementia, epilepsy, amyotrophic lateral sclerosis, pain, viral induced dementia for example AIDS induced dementia, neurodegeneration associated with bacterial infection, migraine, hypoglycemia, urinary incontinence, brain ischemia, multiple sclerosis, Alzheimer's disease, senile dementia of the Alzheimer's type, mild cognitive impairment, age-

related cognitive decline, emesis, corticobasal degeneration, dementia pugilistica, Down's syndrome, myotonic dystrophy, Niemann-Pick disease, Pick's disease, prion disease with tangles, progressive supranuclear palsy, lower lateral sclerosis, and subacute sclerosing panencephalitis.

5           This invention also provides a pharmaceutical composition for treating a disease or condition the treatment of which can be effected or facilitated by altering dopamine mediated neurotransmission in a mammal, including a human, comprising a compound of formula **1** in an amount effective in treating said disease or condition and a pharmaceutically acceptable carrier.

10           This invention also provides a pharmaceutical composition for treating a disease or condition the treatment of which can be effected or facilitated by altering dopamine mediated neurotransmission in a mammal, including a human, comprising a compound of formula **1** in an amount effective to inhibit cdk5 and a pharmaceutically acceptable carrier.

15           This invention also provides a method for treating a disease or condition the treatment of which can be effected or facilitated by altering dopamine mediated neurotransmission in a mammal, including a human, comprising administering to the mammal a compound of formula **1** in an amount effective in inhibiting cdk5 activity.

20           This invention also provides a method for treating a disease or condition the treatment of which can be effected or facilitated by altering dopamine mediated neurotransmission in a mammal, including a human, comprising administering to the mammal a compound of formula **1** in an amount effective in treating said disease or condition.

25           In one embodiment of the invention, the disease or condition the treatment of which can be effected or facilitated by altering dopamine mediated neurotransmission is selected from Parkinson's disease; schizophrenia; schizophreniform disorder; schizoaffective disorder, for example of the delusional type or the depressive type; delusional disorder; substance-induced psychotic disorder, for example psychosis induced by alcohol, amphetamine, cannabis, cocaine, hallucinogens, inhalants, opioids, or phencyclidine; personality disorder of the paranoid type; personality disorder of the schizoid type; drug addiction, including narcotic (e.g. heroin, opium, and morphine), cocaine and alcohol addiction; drug withdrawal, including  
30           narcotic, cocaine and alcohol withdrawal; obsessive compulsive disorder; Tourette's syndrome; depression; a major depressive episode, a manic or mixed mood episode, a hypomanic mood episode, a depressive episode with atypical features or with melancholic features or catatonic features, a mood episode with postpartum onset; post-stroke depression, major depressive disorder, dysthymic disorder, minor depressive disorder, premenstrual  
35           dysphoric disorder, post-psychotic depressive disorder of schizophrenia, a major depressive disorder superimposed on a psychotic disorder such as delusional disorder or schizophrenia,

a bipolar disorder, for example bipolar I disorder, bipolar II disorder, cyclothymic disorder; anxiety; attention deficit and hyperactivity disorder; and attention deficit disorder.

This invention also provides a pharmaceutical composition for treating a disease or condition the treatment of which can be effected or facilitated by decreasing cdk5 activity in a mammal, including a human, which composition comprises a compound of formula 1 in an amount effective in inhibiting cdk5 activity and a pharmaceutically acceptable carrier.

This invention also provides a method for treating a disease or condition the treatment of which can be effected or facilitated by decreasing cdk5 activity in a mammal, including a human, which method comprises administering to the mammal a compound of formula 1 in an amount effective in inhibiting cdk5 activity.

We have also found that the compounds of formula 1 have activity in inhibiting GSK-3. The compounds of formula 1 therefore can be expected to be useful in treating diseases and conditions the treatment of which can be effected or facilitated by inhibition of GSK-3. Diseases and conditions the treatment of which can be effected or facilitated by inhibiting GSK-3 include neurodegenerative diseases and conditions. Neurodegenerative diseases and conditions are discussed above and include, but are not limited to, for example Alzheimer's disease, Parkinson's disease, Huntington's disease, amyotrophic lateral sclerosis, multiple sclerosis, stroke, cerebral ischemia, AIDS-related dementia, neurodegeneration associated with bacterial infection, multiinfarct dementia, traumatic brain injury, and spinal cord trauma. Therefore, compounds of formula 1 are effective in treating neurodegenerative diseases and conditions based on both cdk5 activity and GSK-3 activity.

Other diseases and conditions the treatment of which can be effected or facilitated by inhibiting GSK-3 include psychotic disorders and conditions, for example schizophrenia, schizophreniform disorder; schizoaffective disorder, for example of the delusional type or the depressive type; delusional disorder; substance-induced psychotic disorder, for example psychosis induced by alcohol, amphetamine, cannabis, cocaine, hallucinogens, inhalants, opioids, or phencyclidine; personality disorder of the paranoid type; and personality disorder of the schizoid type. The treatment of such diseases and conditions can also be effected or facilitated by altering dopamine mediated neurotransmission. Therefore, compounds of formula 1 are effective in treating such disorders and conditions based on both cdk5 activity and GSK-3 activity.

Other disorders and conditions the treatment of which can be effected or facilitated by inhibiting GSK-3 include mood disorders and mood episodes, for example a major depressive episode, a manic or mixed mood episode, a hypomanic mood episode, a depressive episode with atypical features or with melancholic features or catatonic features, a mood episode with postpartum onset; post-stroke depression, major depressive disorder, dysthymic disorder,

minor depressive disorder, premenstrual dysphoric disorder, post-psychotic depressive disorder of schizophrenia, a major depressive disorder superimposed on a psychotic disorder such as delusional disorder or schizophrenia, a bipolar disorder, for example bipolar I disorder, bipolar II disorder, and cyclothymic disorder. The treatment of such mood disorders and episodes, for example depression, can also be effected or facilitated by altering dopamine mediated neurotransmission. Therefore, compounds of formula 1 are effective in treating certain mood disorders and mood episodes based on both cdk5 activity and GSK-3 activity.

Other disorders and conditions the treatment of which can be effected or facilitated by inhibiting GSK-3 are male fertility and sperm motility; diabetes mellitus; impaired glucose tolerance; metabolic syndrome or syndrome X; polycystic ovary syndrome; adipogenesis and obesity; myogenesis and frailty, for example age-related decline in physical performance; acute sarcopenia, for example muscle atrophy and/or cachexia associated with burns, bed rest, limb immobilization, or major thoracic, abdominal, and/or orthopedic surgery; sepsis; spinal cord injury; hair loss, hair thinning, and balding; immunodeficiency; and cancer.

Accordingly, the present invention also provides a pharmaceutical composition for treating in a mammal, including a human, a disease or condition selected from male fertility and sperm motility; diabetes mellitus; impaired glucose tolerance; metabolic syndrome or syndrome X; polycystic ovary syndrome; adipogenesis and obesity; myogenesis and frailty, for example age-related decline in physical performance; acute sarcopenia, for example muscle atrophy and/or cachexia associated with burns, bed rest, limb immobilization, or major thoracic, abdominal, and/or orthopedic surgery; sepsis; hair loss, hair thinning, and balding; and immunodeficiency; which composition comprises a pharmaceutically acceptable carrier and an amount of a compound of formula 1 effective in treating said disease or condition.

The present invention further provides a pharmaceutical composition for treating in a mammal, including a human, a disease or condition selected from male fertility and sperm motility; diabetes mellitus; impaired glucose tolerance; metabolic syndrome or syndrome X; polycystic ovary syndrome; adipogenesis and obesity; myogenesis and frailty, for example age-related decline in physical performance; acute sarcopenia, for example muscle atrophy and/or cachexia associated with burns, bed rest, limb immobilization, or major thoracic, abdominal, and/or orthopedic surgery; sepsis; hair loss, hair thinning, and balding; and immunodeficiency; which composition comprises a pharmaceutically acceptable carrier and an amount of a compound of formula 1 effective in inhibiting GSK-3.

The present invention also provides a method for treating in a mammal, including a human, a disease or condition selected from male fertility and sperm motility; diabetes mellitus; impaired glucose tolerance; metabolic syndrome or syndrome X; polycystic ovary syndrome; adipogenesis and obesity; myogenesis and frailty, for example age-related decline



in physical performance; acute sarcopenia, for example muscle atrophy and/or cachexia associated with burns, bed rest, limb immobilization, or major thoracic, abdominal, and/or orthopedic surgery; sepsis; hair loss, hair thinning, and balding; and immunodeficiency; which method comprises administering to said mammal an amount of a compound of formula 1  
5 effective in treating said disease or condition.

The present invention also provides a method for treating in a mammal, including a human, a disease or condition selected from male fertility and sperm motility; diabetes mellitus; impaired glucose tolerance; metabolic syndrome or syndrome X; polycystic ovary syndrome; adipogenesis and obesity; myogenesis and frailty, for example age-related decline  
10 in physical performance; acute sarcopenia, for example muscle atrophy and/or cachexia associated with burns, bed rest, limb immobilization, or major thoracic, abdominal, and/or orthopedic surgery; sepsis; hair loss, hair thinning, and balding; and immunodeficiency; which method comprises administering to said mammal an amount of a compound of formula 1 effective in inhibiting GSK-3.

15 The present invention further provides a method for inhibiting GSK-3 in a mammal, including a human, which method comprises administering to said mammal an amount of a compound of formula 1 effective in inhibiting GSK-3.

The present invention further provides a pharmaceutical composition for treating in a mammal, including a human, a disorder selected from Alzheimer's disease, mild cognitive  
20 impairment, and age-related cognitive decline comprising a compound of formula 1 and a COX-II inhibitor together in an amount effective in treating said disorder, and a pharmaceutically acceptable carrier.

This invention also provides a method for treating in a mammal, including a human, a disorder selected from Alzheimer's disease, mild cognitive impariment, and age-related  
25 cognitive decline which method comprises administering to said mammal a compound of formula 1 and a COX-II inhibitor, wherein the combined amounts of the compound of formula 1 and the COX-II inhibitor are effective in treating said disorder. The compound of formula 1 and the COX-II inhibitor can be administered to the mammal at the same time and/or separately. Moreover, the compound of formula 1 and the COX-II inhibitor can be administered in a single  
30 composition or in separate compositions.

Moreover, a compound of formula 1 of the invention, or a pharmaceutically acceptable salt of a compound of formula 1, can be administered or formulated into a pharmaceutical composition with one or more anti-depressants or anxiolytic compounds for treatment or prevention of depression and/or anxiety.

35 Accordingly, this invention also provides a pharmaceutical composition for treating depression or anxiety in a mammal, including a human, comprising a compound of formula 1

and an NK-1 receptor antagonist together in an amount effective in treating depression or anxiety, and a pharmaceutically acceptable carrier.

This invention further provides a method for treating depression or anxiety in a mammal, including a human, which method comprises administering to said mammal a  
5 compound of formula 1 and an NK-1 receptor antagonist, wherein the combined amounts of the compound of formula 1 and the NK-1 receptor antagonist are effective in treating depression or anxiety. The compound of formula 1 and the NK-1 receptor antagonist can be administered to the mammal at the same time and/or at different times. Moreover, they may be administered together in a single pharmaceutical composition or in separate compositions.

10 This invention also provides a pharmaceutical composition for treating depression or anxiety in a mammal, including a human, comprising a compound of formula 1 and a 5HT<sub>1D</sub> receptor antagonist together in an amount effective in treating depression or anxiety, and a pharmaceutically acceptable carrier.

This invention further provides a method for treating depression or anxiety in a  
15 mammal, including a human, which method comprises administering to said mammal a compound of formula 1 and a 5HT<sub>1D</sub> receptor antagonist, wherein the combined amounts of the compound of formula 1 and the 5HT<sub>1D</sub> receptor antagonist are effective in treating depression or anxiety. The compound of formula 1 and the 5HT<sub>1D</sub> receptor antagonist can be administered to the mammal at the same time and/or at different times. Moreover, they may  
20 be administered together in a single pharmaceutical composition or in separate compositions.

This invention also provides a pharmaceutical composition for treating depression or anxiety in a mammal, including a human, comprising a compound of formula 1 and a SSRI together in an amount effective in treating depression or anxiety, and a pharmaceutically acceptable carrier.

25 This invention further provides a method for treating depression or anxiety in a mammal, including a human, which method comprises administering to said mammal a compound of formula 1 and a SSRI, wherein the combined amounts of the compound of formula 1 and the SSRI are effective in treating depression or anxiety. The compound of formula 1 and the SSRI can be administered to the mammal at the same time and/or at  
30 different times. Moreover, they may be administered together in a single pharmaceutical composition or in separate pharmaceutical compositions.

This invention also provides a pharmaceutical composition for treating schizophrenia in a mammal, including a human, comprising a compound of formula 1 and an antipsychotic selected from ziprasidone, olanzapine, risperidone, L-745870, sonepiprazole, RP 62203, NGD  
35 941, balaperidone, flesinoxan, and gepirone, together in an amount effective in treating schizophrenia, and a pharmaceutically acceptable carrier.

This invention further provides a method for treating schizophrenia in a mammal, including a human, which method comprises administering to said mammal a compound of formula 1 and an antipsychotic selected from ziprasidone, olanzapine, risperidone, L-745870, sonepiprazole, RP 62203, NGD 941, balaperidone, flesinoxan, and gepirone, wherein the  
5 combined amounts of the compound of formula 1 and the antipsychotic are effective in treating schizophrenia. The compound of formula 1 and the antipsychotic can be administered to the mammal at the same time and/or at different times. Moreover, they may be administered together in a single pharmaceutical composition or in separate pharmaceutical compositions.

This invention also provides a pharmaceutical composition for treating a disorder  
10 selected from Alzheimer's disease, mild cognitive impairment, and age-related cognitive decline in a mammal, including a human, comprising a compound of formula 1 and an acetylcholinesterase inhibitor together in an amount effective in treating said disorder, and a pharmaceutically acceptable carrier.

This invention further provides a method for treating in a mammal, including a human, a  
15 disorder selected from Alzheimer's disease, mild cognitive impairment, and age-related cognitive decline, which method comprises administering to said mammal a compound of formula 1 and an acetylcholinesterase inhibitor, wherein the combined amounts of the compound of formula 1 and the acetylcholinesterase inhibitor are effective in treating said disorder. The compound of formula 1 and the acetylcholinesterase inhibitor can be administered to the mammal at the same  
20 time and/or at different times. Moreover, they may be administered together in a single pharmaceutical composition or in separate pharmaceutical compositions.

This invention also provides a pharmaceutical composition for treating a disease or  
condition selected from stroke, spinal cord trauma, traumatic brain injury, multiinfarct dementia, epilepsy, pain, Alzheimer's disease, and senile dementia comprising a compound of formula 1  
25 and TPA (tissue plasminogen activator, for example ACTIVASE) together in an amount effective in treating said disorder, and a pharmaceutically acceptable carrier.

This invention further provides a method for treating in a mammal, including a human, a  
disease or condition selected from stroke, spinal cord trauma, traumatic brain injury, multiinfarct dementia, epilepsy, pain, Alzheimer's disease, and senile dementia, which method comprises  
30 administering to said mammal a compound of formula 1 and TPA, wherein the combined amounts of the compound of formula 1 and the TPA are effective in treating said disease or condition. The compound of formula 1 and the TPA can be administered to the mammal at the same time and/or at different times. Moreover, they may be administered together in a single pharmaceutical composition or in separate pharmaceutical compositions.

This invention also provides a pharmaceutical composition for treating a disease or  
35 condition selected from stroke, spinal cord trauma, traumatic brain injury, multiinfarct dementia,

epilepsy, pain, Alzheimer's disease, and senile dementia in a mammal, including a human, comprising a compound of formula 1 and NIF (neutrophil inhibitory factor) together in an amount effective in treating said disorder, and a pharmaceutically acceptable carrier.

5 This invention further provides a method for treating in a mammal, including a human, a disease or condition selected from stroke, spinal cord trauma, traumatic brain injury, multiinfarct dementia, epilepsy, pain, Alzheimer's disease, and senile dementia, which method comprises administering to said mammal a compound of formula 1 and NIF, wherein the combined amounts of the compound of formula 1 and the NIF are effective in treating said disease or condition. The compound of formula 1 and the NIF can be administered to the mammal at the  
10 same time and/or at different times. Moreover, they may be administered together in a single pharmaceutical composition or in separate pharmaceutical compositions.

This invention also provides a pharmaceutical composition for treating a disease or condition selected from Huntington's disease, stroke, spinal cord trauma, traumatic brain injury, multiinfarct dementia, epilepsy, amyotrophic lateral sclerosis, pain, viral induced  
15 dementia for example AIDS induced dementia, migraine, hypoglycemia, urinary incontinence, brain ischemia, multiple sclerosis, Alzheimer's disease, senile dementia of the Alzheimer's type, mild cognitive impairment, age-related cognitive decline, emesis, corticobasal degeneration, dementia pugilistica, Down's syndrome, myotonic dystrophy, Niemann-Pick disease, Pick's disease, prion disease with tangles, progressive supranuclear palsy, lower  
20 lateral sclerosis, and subacute sclerosing panencephalitis in a mammal, including a human, comprising a compound of formula 1 and an NMDA receptor antagonist together in an amount effective in treating said disorder, and a pharmaceutically acceptable carrier.

This invention further provides a method for treating in a mammal, including a human, a disease or condition selected from Huntington's disease, stroke, spinal cord trauma,  
25 traumatic brain injury, multiinfarct dementia, epilepsy, amyotrophic lateral sclerosis, pain, viral induced dementia for example AIDS induced dementia, migraine, hypoglycemia, urinary incontinence, brain ischemia, multiple sclerosis, Alzheimer's disease, senile dementia of the Alzheimer's type, mild cognitive impairment, age-related cognitive decline, emesis, corticobasal degeneration, dementia pugilistica, Down's syndrome, myotonic dystrophy,  
30 Niemann-Pick disease, Pick's disease, prion disease with tangles, progressive supranuclear palsy, lower lateral sclerosis, and subacute sclerosing panencephalitis, which method comprises administering to said mammal a compound of formula 1 and an NMDA receptor antagonist, wherein the combined amounts of the compound of formula 1 and the NMDA receptor antagonist are effective in treating said disease or condition. The compound of  
35 formula 1 and the NMDA receptor antagonist can be administered to the mammal at the same

time and/or at different times. Moreover, they may be administered together in a single pharmaceutical composition or in separate pharmaceutical compositions.

This invention also provides a pharmaceutical composition for treating a disease or condition selected from stroke, spinal cord trauma, traumatic brain injury, multiinfarct dementia, epilepsy, pain, Alzheimer's disease, and senile dementia in a mammal, including a human, comprising a compound of formula 1 and a potassium channel modulator together in an amount effective in treating said disorder, and a pharmaceutically acceptable carrier.

This invention further provides a method for treating in a mammal, including a human, a disease or condition selected from stroke, spinal cord trauma, traumatic brain injury, multiinfarct dementia, epilepsy, pain, Alzheimer's disease, and senile dementia, which method comprises administering to said mammal a compound of formula 1 and a potassium channel modulator, wherein the combined amounts of the compound of formula 1 and the potassium channel modulator are effective in treating said disease or condition. The compound of formula 1 and the potassium channel modulator can be administered to the mammal at the same time and/or at different times. Moreover, they may be administered together in a single pharmaceutical composition or in separate pharmaceutical compositions.

The terms "treatment", "treating", and the like, refers to reversing, alleviating, or inhibiting the progress of the disease or condition to which such term applies, or one or more symptoms of such disease or condition. As used herein, these terms also encompass, depending on the condition of the patient, preventing the onset of a disease or condition or of symptoms associated with a disease or condition, including reducing the severity of a disease or condition or symptoms associated therewith prior to affliction with said disease or condition. Such prevention or reduction prior to affliction refers to administration of the compound of the invention to a subject that is not at the time of administration afflicted with the disease or condition. "Preventing" also encompasses preventing the recurrence of a disease or condition or of symptoms associated therewith.

"Abnormal cell growth", as used herein, refers to cell growth, either malignant (e.g. as in cancer) or benign, that is independent of normal regulatory mechanisms (e.g., loss of contact inhibition). Examples of benign proliferative diseases are psoriasis, benign prostatic hypertrophy, human papilloma virus (HPV), and restinosis.

"Neurodegenerative diseases and conditions", as used herein and unless otherwise indicated, refers to diseases and conditions having associated therewith degeneration of neurons. Conditions and diseases that are neurodegenerative in nature are generally known to those of ordinary skill in the art.

References herein to diseases and conditions "the treatment of which can be effected or facilitated by altering dopamine mediated neurotransmission" mean a disease or condition that is

caused at least in part by dopamine neurotransmission, or a disease or condition that result in abnormal dopamine neurotransmission, thus contributing to symptoms or manifestations of the disease condition.

References herein to diseases and conditions "the treatment of which can be effected or facilitated by decreasing cdk5 activity" mean a disease or condition that is caused at least in part by cdk5 activity, or a disease or condition that results in abnormal cdk5 activity that contributes to symptoms or manifestations of the disease or condition.

An "amount effective to inhibit cdk5" as used herein refers to an amount of a compound sufficient to bind to the enzyme cdk5 with the effect of decreasing cdk5 activity.

An "amount effective to inhibit cdk2 activity" as used herein refers to an amount of a compound sufficient to bind to the enzyme cdk2 with the effect of decreasing cdk2 activity.

#### **Detailed Description of the Invention**

Compounds of the formula 1, above, and their pharmaceutically acceptable salts, can be prepared according to the following reaction Schemes and discussion. Unless otherwise indicated  $R^1$ ,  $R^2$ ,  $R^3$ , and  $R^4$  are as defined above. "Prot" represents a protecting group. Isolation and purification of the products is accomplished by standard procedures which are known to a chemist of ordinary skill.

As used herein, the expression "reaction inert solvent" refers to a solvent system in which the components do not interact with starting materials, reagents, or intermediates of products in a manner which adversely affects the yield of the desired product.

During any of the following synthetic sequences it may be necessary and/or desirable to protect sensitive or reactive groups on any of the molecules concerned. This may be achieved by means of conventional protecting groups, such as those described in T. W. Greene, *Protective Groups in Organic Chemistry*, John Wiley & Sons, 1981; and T. W. Greene and P. G. M. Wuts, *Protective Groups in Organic Chemistry*, John Wiley & Sons, Inc., 1999.

Scheme 1 illustrates general methods suitable for preparing compounds of formula 1 wherein  $R^3$  is  $-(CR^{10}R^{11})_n-$ ,  $-C(=O)NR^9-$ ,  $-C(=O)O-$ , or  $-C(=O)(CR^{10}R^{11})_n-$ . Treatment of a solution of slurry of magnesium chloride in a reaction inert solvent, preferably acetonitrile, diethyl ether, or tetrahydrofuran, at a reaction temperature from  $-20$  °C to  $40$  °C, preferably from about  $-5$  °C to  $21$  °C, with a trialkyl amine base, where triethyl amine or diisopropylethylamine are preferred, in the presence of an alkyl cyano acetate and in the presence of an acid halide of formula 2, wherein acid chlorides are preferred, affords intermediate 3a, a 2-cyano-3-alkyl-3-oxo-propionic acid alkyl ester. A preferred alkyl cyano acetate is ethyl cyano acetate. Hydrolysis and decarboxylation of 3a to 3 may be accomplished by exposing 3a to water in a reaction inert solvent, preferably dimethylsulfoxide,

at a temperature from about 21 °C to 200 °C, preferably from about 100 °C to 118 °C. Reaction of **3** in a reaction inert solvent, such as a lower alcohol, in the presence of a hydrazine at a reaction temperature of from about 0 °C to about 150 °C, where a temperature of from about 70 °C to about 85 °C is preferred, affords the corresponding product **4**. The hydrazine used may be anhydrous hydrazine or a hydrate form of hydrazine, or N-alkyl-hydrazine or N-acyl-hydrazine. Anhydrous hydrazine or an alkyl hydrazine, for example 4-methoxy-benzyl-hydrazine, are preferred.

Coupling of **4** with an aryl halide or heteroaryl halide to obtain an intermediate of formula **5**, wherein  $R^3$  is  $-(CR^{10}R^{11})_0-$  (a bond) can be accomplished by reaction of **4** in a reaction inert solvent, preferably toluene, at a reaction temperature of from about 21 °C to about 150 °C, preferably at about 100 °C to about 110 °C, in the presence of a palladium catalyst, a base, preferably cesium carbonate or sodium or potassium tert-butoxide, a ligand, where preferred ligands are 2,2'-bis(diphenylphosphino)-1,1'-binaphthyl, 2-(dicyclohexylphosphino)biphenyl, and 2-(di-tert-butylphosphino)biphenyl, and in the presence of the appropriate aryl halide or heteroaryl halide, where aryl bromides or chlorides and heteroaryl bromides or chlorides are preferred. The metal catalyst may be a palladium species, for example palladium chloride, palladium acetate, dichlorobis(acetonitrile)palladium, or derivatives thereof, wherein palladium acetate is preferred. Removal of the protecting group from **5** can be accomplished by reaction of **5** in a reaction inert solvent, preferably methylene chloride or no solvent, in the presence of an acid, wherein trifluoro acetic acid is preferred, at a reaction temperature from about 20 °C to about 100 °C, preferably from about 65 °C to about 75 °C, to yield **1a**, wherein  $R^3$  represents a bond and  $R^4$  is as defined above for compounds of formula **1**.

Coupling of **4** to yield N-acyl derivatives of the nature **6** (wherein  $R^3$  is  $-C(=O)(CR^{10}R^{11})_n-$ ) can be accomplished by reaction of **4** in a reaction inert solvent, preferably methylene chloride, pyridine, tetrahydrofuran, or diethyl ether, in the presence of an acid chloride  $ClC(=O)(CH_2)_nR^4$ , acid anhydride  $R^4(CH_2)_nC(=O)_2O$ , or an activated carboxylic acid derivative  $XC(=O)(CH_2)_nR^4$  wherein X represents the activating group, and in the presence of a amine base, such as triethyl amine or diisopropylethyl amine, wherein tripropylphosphonic anhydride and triethylamine are a preferred combination, at a temperature of from about -78 °C to about 40 °C. The activated carboxylic acid derivative can be prepared from the carboxylic acid and known activating reagents such as polymer supported coupling agents or coupling agents such as, for instance, dicyclohexyl carbodiimide, carbonyl diimidazole, tripropylphosphonic anhydride, alkyl chloroformate, bis(2-oxo-3-oxazolidinyl)phosphinic chloride, benzotriazol-1-yloxy-tris(dimethylamino)phosphonium hexafluorophosphate, or any

other such standard literature reagents. Removal of the protecting group on **6** may be accomplished by reaction **6** in a reaction inert solvent, wherein methylene chloride or no solvent is preferred, in the presence of an acid, wherein trifluoro acetic acid is preferred, at a reaction temperature from about 20 °C to about 100 °C, preferably from about 65 °C to about 75 °C. A product of formula **1b** is obtained, wherein R<sup>3</sup> represents  $-\text{C}(=\text{O})(\text{CR}^{10}\text{R}^{11})_n-$  and R<sup>4</sup> is as defined above for compounds of formula **1**.

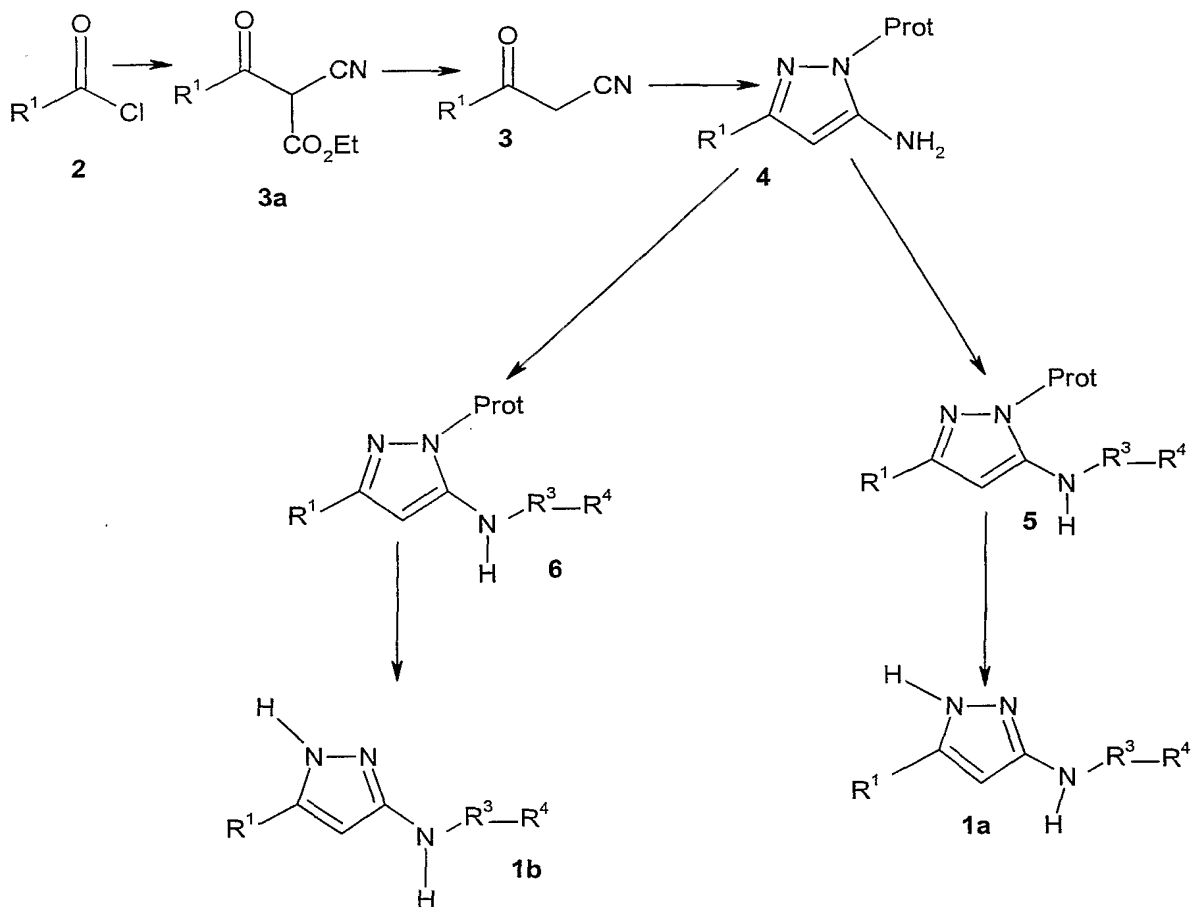
Alternatively, the amine of **4** can be treated with a base, such as triethylamine, diisopropylethylamine, pyridine, or 2,6-lutidine, and an alkyl, aryl, or heteroaryl chloroformate  $\text{ClC}(=\text{O})\text{OR}^4$  (diisopropylethylamine and aryl or heteroaryl chloroformates are a preferred combination) from a temperature about -78 °C to about 40 °C, to afford a compound of an intermediate where R<sup>3</sup>  $-\text{C}(=\text{O})\text{O}-$  and R<sup>4</sup> is as defined above for compounds of formula **1**. Removal of the protecting group from this intermediate can be achieved as described, i.e. in a reaction inert solvent, wherein methylene chloride or no solvent is preferred, in the presence of an acid, wherein trifluoro acetic acid is preferred, at a reaction temperature from about 20 °C to about 100 °C, preferably from about 65 °C to about 75 °C. This affords a carbamate compound of formula **1** wherein R<sup>3</sup> is  $-\text{C}(=\text{O})\text{O}-$  and R<sup>4</sup> is as defined above for compounds of formula **1**.

Subsequent treatment of the carbamate of the formula **1** formed in the preceding paragraph with a primary or secondary amine in a solvent such as dioxane, dimethylformamide, or acetonitrile, where a 1:1 mixture of dioxane: dimethylformamide is preferred, at a temperature between about 40 °C and about 90 °C, where about 70 °C is preferred, affords the corresponding urea product of formula **1** where R<sup>3</sup> is  $-\text{C}(=\text{O})\text{NR}^9-$  and R<sup>4</sup> is as defined above for compounds of formula **1**.

Compounds of formula **1** wherein R<sup>3</sup> is  $-(\text{CR}^{10}\text{R}^{11})_{(1-3)}-$  can be prepared from intermediates of formula **4** by reaction of **4** with an oxo moiety (aldehyde or ketone) in a reaction inert solvent, preferably toluene, tetrahydrofuran or methanol at a reaction temperature from about 0 °C to about 110 °C, preferably about 21 °C, in the presence of a reducing reagent, where preferred reducing reagents are sodium triacetoxyborohydride, sodium cyanoborohydride, and lithium aluminum hydride to afford an intermediate of formula **6** wherein R<sup>3</sup> is  $-(\text{CR}^{10}\text{R}^{11})_{(1-3)}-$ . Removal of the protecting group from this intermediate **6** can be achieved as described, i.e. in a reaction inert solvent, wherein trifluoro acetic acid is preferred, at a reaction temperature from about 20 °C to about 100 °C, preferably from about 65 °C to about 75 °C.



Scheme 1



Scheme 2 illustrates an alternative method suitable for preparing compounds of formula 1. The method depicted in Scheme 2 is preferred when R<sup>4</sup> is an electron deficient aryl moiety, such as 4-nitrophenyl, or an electron deficient heteroaryl moiety. Reaction of a ketone having the general structure of 8, wherein R<sup>1</sup> and R<sup>2</sup> are as defined above for compounds of formula 1, in a reaction inert solvent, wherein tetrahydrofuran or diethyl ether are preferred as solvents, at a reaction temperature from about -116 °C to about 50 °C, preferably at about -78 °C to about -65 °C, in the presence of a base, a hindered amine base being preferred, and also in the presence of an isothiocyanate of the general formula 9, wherein R<sup>3</sup> is a bond  $(-CR^{10}R^{11})_0-$  and R<sup>4</sup> is aryl or heteroaryl, affords 10. Examples of hindered amine bases include lithium diisopropyl amide, potassium bis(trimethylsilyl) amide, lithium bis(trimethylsilyl) amide, and other such standard literature reagents. Treatment of 10 in a reaction inert solvent, a preferred solvent being a lower alcohol, in the presence of an acid, preferably acetic acid, at a reaction temperature of from about 21 °C to about 100 °C,

preferably from about 75 °C to about 85 °C, and in the presence of hydrazine, affords a compound of the formula **1a**, wherein R<sup>3</sup> is a bond and R<sup>4</sup> is aryl or heteroaryl.

Synthesis of compounds of formula **1** wherein R<sup>1</sup> is substituted with one or more substituents R<sup>5</sup> is also illustrated in Scheme 2. Reaction of a compound of formula **10** in a  
5 reaction inert solvent, such as lower alcohols, in the presence of an acid, preferably acetic acid, also in the presence of a hydrazine, at a reaction temperature of about 0 °C to about 150 °C, preferably from about 75 °C to about 85 °C, affords **10a** (wherein R<sup>3</sup> is a bond, R<sup>4</sup> is aryl or heteroaryl, R<sup>1</sup> is as defined above, and R<sup>5</sup> is a protected oxo moiety (an acetal or ketal). Preferred hydrazines are alkyl hydrazines, for example 4-methoxy-benzyl hydrazine or *t*-butyl  
10 hydrazine.

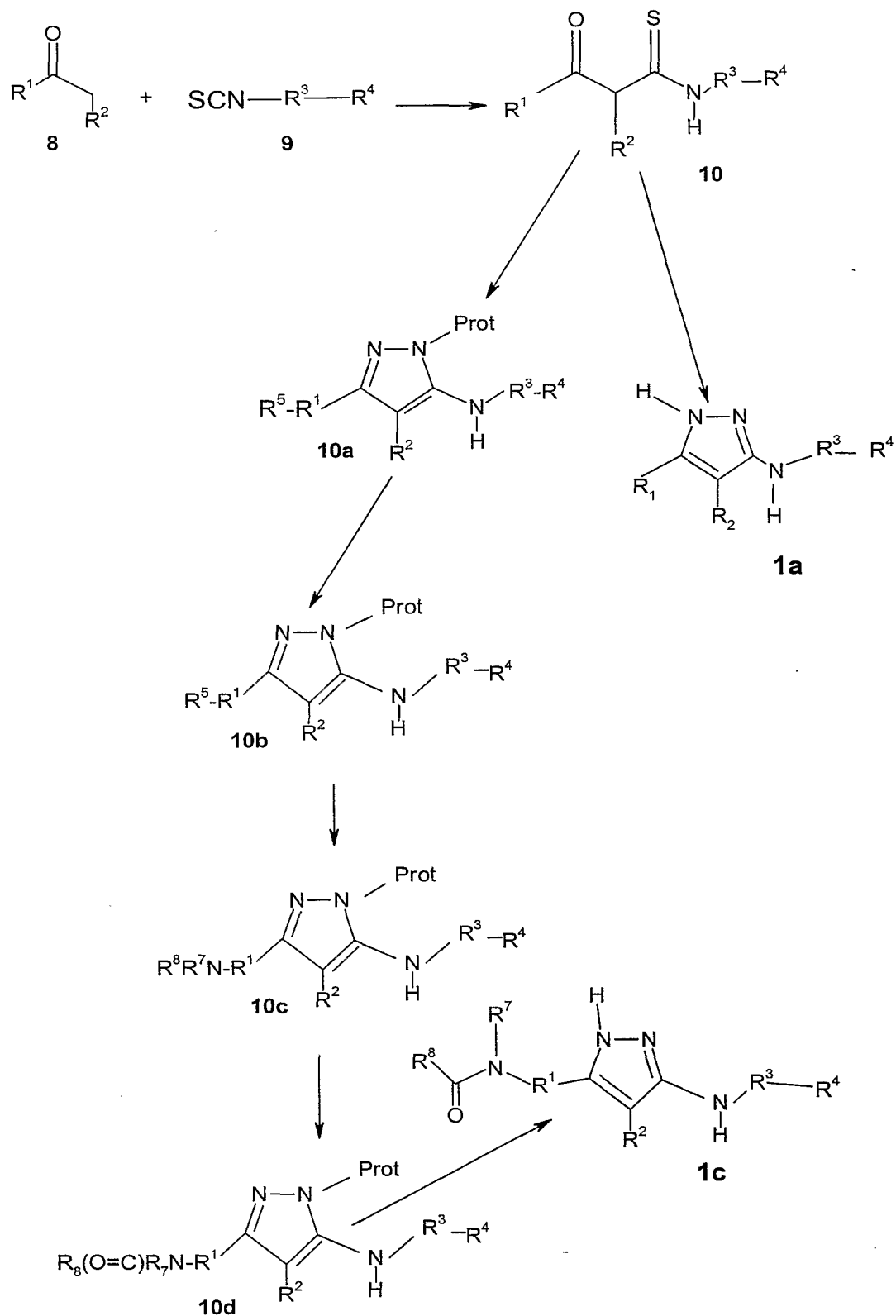
Deprotection of the oxo moiety R<sup>5</sup> can be accomplished using well-known conditions, which appear in the literature. For example, treating compound **10a** in a reaction inert solvent, preferably a lower ketone for example acetone, in the presence of an acid, preferably  
15 hydrogen chloride, *p*-toluenesulfonic acid monohydrate, or pyridinium *p*-toluenesulfonate, at a temperature of from about room temperature to about 80 °C, preferably about 75 °C, affords **10b**, wherein R<sup>5</sup> is an oxo (carbonyl) moiety, R<sup>1</sup> is as defined above, R<sup>3</sup> is a bond, and R<sup>4</sup> is aryl or heteroaryl.

Reduction of the oxo moiety to obtain an alcohol (R<sup>5</sup> is –OH) can be accomplished using well established chemistry. Alternatively, the oxo moiety of **10b** can be reacted with an  
20 amine, either primary or secondary, wherein the preferred amine is an alkyl amine for example 4-methoxy-benzyl-amine, in a reaction inert solvent, preferably toluene or tetrahydrofuran, at a reaction temperature from about 21 °C to about 150 °C, preferably at about 70 °C to about 110 °C. After **10b** is consumed, usually within a 12 hour period, the reaction is cooled to a temperature of about 21 °C to about 50 °C and a reducing reagent is  
25 added, where preferred reducing reagents are sodium triacetoxyborohydride, sodium cyanoborohydride and lithium aluminum hydride, to afford **10c**, wherein R<sup>1</sup> is as defined above, R<sup>3</sup> is a bond, R<sup>4</sup> is aryl or heteroaryl, and R<sup>5</sup> is –NR<sup>7</sup>R<sup>8</sup>. Coupling of **10c** to yield *N*-acyl derivatives of the formula **10d**, wherein R<sup>5</sup> is –NR<sup>7</sup>C(=O)R<sup>8</sup>, can be accomplished by reaction of **10c** in a reaction inert solvent, wherein methylene chloride, pyridine,  
30 tetrahydrofuran, diethyl ether are preferred, in the presence of an alkyl chloroformate, acid chloride, acid anhydride, or an activated carboxylic acid derivative, from –78 °C to 40 °C. The activated carboxylic acid derivative is prepared from the carboxylic acid and known activating reagents such as polymer supported coupling agents or alternatively dicyclohexyl carbodiimide, carbonyl diimidazole, tripropylphosphonic anhydride, alkyl chloroformate, bis(2-  
35 oxo-3-oxazolidinyl)phosphinic chloride, benzotriazol-1-yloxy-tris(dimethylamino)phosphonium

hexafluorophosphate, or any other such standard literature reagents, in the presence of a trialkyl amine base, such as triethyl amine or diisopropylethyl amine, wherein tripropylphosphonic anhydride and triethylamine are a preferred combination.

- 5 Removal of the protecting group on **10b**, **10c**, or **10d** may be accomplished by reaction in a reaction inert solvent, wherein methylene chloride or no solvent is preferred, in the presence of an acid, preferably trifluoro acetic acid, at a reaction temperature from about 20 °C to about 100 °C, preferably from about 65 °C to about 75 °C, to yield the corresponding compounds of formula **1**, for example **1c**, as depicted in Scheme 2.

Scheme 2



Scheme 3 illustrates an alternative method suitable for the preparation of compounds of formula 1. The method illustrated in Scheme 3 is preferred when R<sup>1</sup> is substituted with R<sup>5</sup> selected from -NR<sup>7</sup>R<sup>6</sup>, -NR<sup>7</sup>C(=O)R<sup>6</sup>, -NR<sup>7</sup>C(=O)NR<sup>8</sup>R<sup>9</sup>, -NR<sup>7</sup>S(=O)<sub>2</sub>R<sup>6</sup>, -NR<sup>7</sup>S(=O)<sub>2</sub>NR<sup>8</sup>R<sup>9</sup>, -C(=O)R<sup>7</sup>, -C(=O)OR<sup>7</sup>, and -C(=O)NR<sup>7</sup>R<sup>8</sup>. Referring to Scheme 3, reacting an organolithium base, preferably *n*-butyl lithium, *sec*-butyl lithium, phenyl lithium, or *tert*-butyl lithium, at a reaction temperature from about -116 °C to about 50 °C, preferably at about -78 °C to about -45 °C, in a reaction inert solvent, especially tetrahydrofuran or diethyl ether, in the presence of alkylnitrile, preferably acetonitrile, and in the presence of an ester of the formula 11, wherein R<sup>1</sup> is as defined above and R<sup>5</sup> is a protected oxo moiety (specifically a ketal or acetal) or R<sup>5</sup> is as defined above, gives 3b, wherein R<sup>5</sup> is the same as in the compound of formula 11. Processing of a compound with the formula 3b to a compound with the formula 1d or formula 1e where R<sup>3</sup> is, respectively, -C(=O)(R<sup>10</sup>R<sup>11</sup>)<sub>n</sub>- or a bond and R<sup>5</sup> is as in the compound of formula 11 can be accomplished as described in the description of Scheme 1. If R<sup>5</sup> is a protected oxo moiety, conversion of such group to carbonyl, can be accomplished at the same time as removal of the protecting group from the pyrazole nitrogen.

Alternatively, the amine of 4a can be treated with a base, such as triethylamine, diisopropylethylamine, pyridine, or 2,6-lutidine, and a chloroformate ClC(=O)OR<sup>4</sup> (diisopropylethylamine and aryl or heteroaryl chloroformates are a preferred combination) as described above for scheme 1 to afford a carbamate intermediate 7a where R<sup>3</sup>-C(=O)O- and R<sup>4</sup> is as defined above for compounds of formula 1.

Subsequent treatment of 7a formed in the preceding paragraph with a primary or secondary amine in a solvent such as dioxane, dimethylformamide, or acetonitrile, where a 1:1 mixture of dioxane: dimethylformamide is preferred, at a temperature between about 40 °C and about 90 °C, where about 70 °C is preferred, affords the corresponding urea intermediate 7b where R<sup>3</sup> is -C(=O)NR<sup>9</sup>- and R<sup>4</sup> is as defined above for compounds of formula 1.

Intermediate 7c wherein R<sup>3</sup> is -(CR<sup>10</sup>R<sup>11</sup>)<sub>(1-3)</sub>- can be prepared from intermediate 4a by reaction of 4a with an oxo moiety (aldehyde or ketone) in a reaction inert solvent, preferably toluene, tetrahydrofuran or methanol at a reaction temperature from about 0 °C to about 110 °C, preferably about 21 °C, in the presence of a reducing reagent, where preferred reducing reagents are sodium triacetoxyborohydride, sodium cyanoborohydride, and lithium aluminum hydride to afford an intermediate of formula 6a wherein R<sup>3</sup> is -(CR<sup>10</sup>R<sup>11</sup>)<sub>(1-3)</sub>-. Removal of the protecting group from this intermediate 6a can be achieved as described, i.e. in a reaction inert solvent, wherein trifluoro acetic acid is preferred, at a reaction temperature from about 20 °C to about 100 °C, preferably from about 65 °C to about 75 °C.

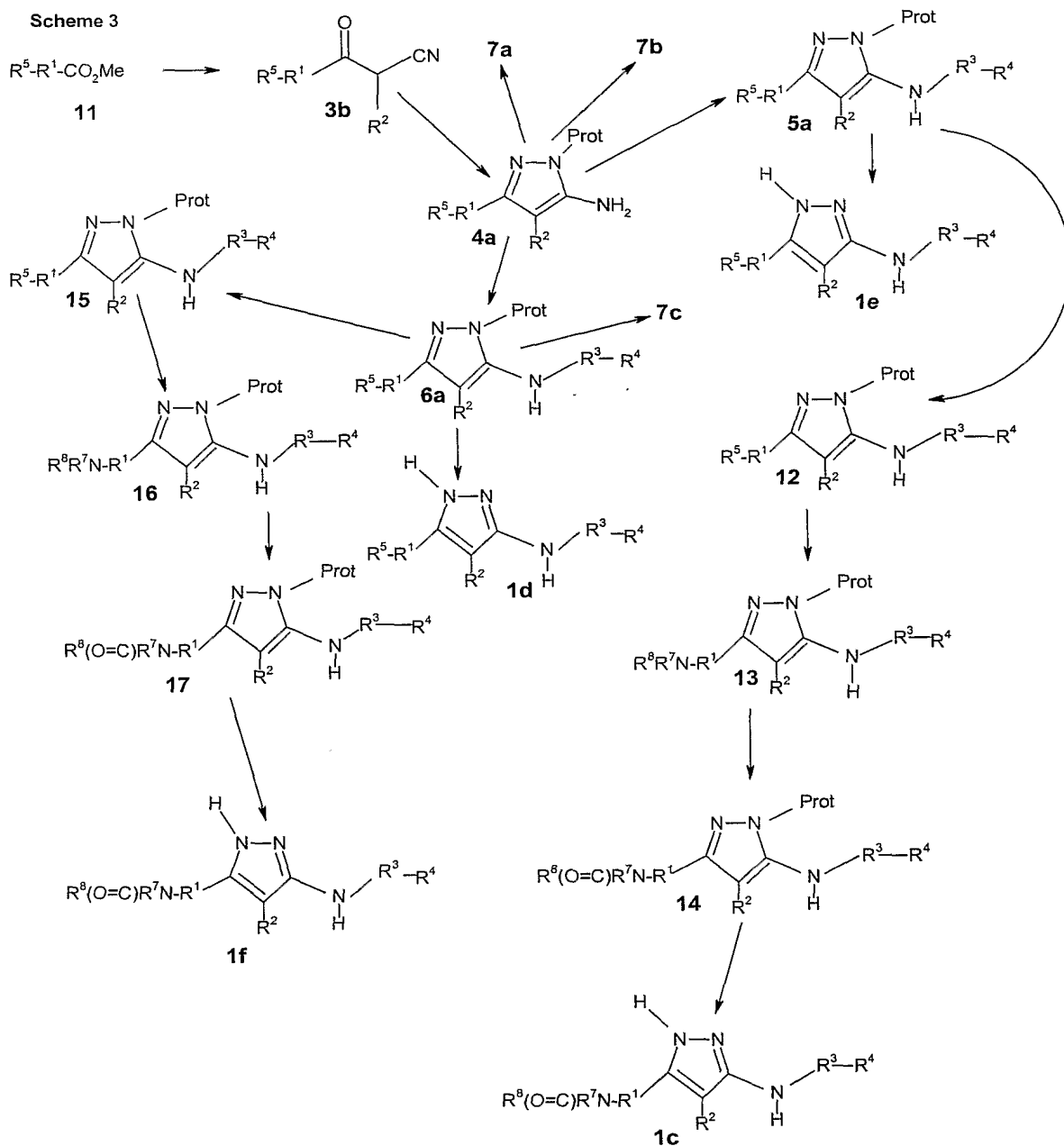
Intermediates of formula **5a**, **6a**, **7a**, **7b**, or **7c** can also be converted to form further compounds of the invention, as illustrated in Scheme 3. Scheme 3 depicts use of **5a** (wherein  $R^3$  is a bond) and **6a** (wherein  $R^3$  is  $-C(=O)(R^{10}R^{11})_n-$ ) as reactants, however the same chemistry can be applied to intermediates of formulae **7a**, **7b**, or **7c** to obtain analogous products. Referring to Scheme 3, if  $R^5$  in **5a** and **6a** is a protected oxo (carbonyl) moiety (specifically acetal or ketal), removal of the protecting group can first be accomplished using well-known conditions, which appear in the literature. Treating a compound **5a** or **6a** (or **7a**, **7b**, or **7c**), in a reaction inert solvent, preferably a lower ketone, for example acetone, in the presence of an acid, where preferred acids are hydrogen chloride, *p*-toluenesulfonic acid monohydrate, pyridinium *p*-toluenesulfonate, at a temperature varying from about room temperature to about 80 °C, preferable at about 75 °C, affords **12**, where  $R^3$  is a bond, or **15**, where  $R^3$  is  $-C(=O)(CR^{10}R^{11})_n-$ , or, if **7a**, **7b**, or **7c** were used as reactants, compounds analogous to **12** and **15** but wherein  $R^3$  is  $-C(=O)O-$ ,  $-C(=O)NR^9-$ , or  $-(CR^{10}R^{11})_{(1-3)-}$ , respectively, in each case  $R^5$  being an oxo (carbonyl) moiety.

The oxo moiety of the intermediates produced in the preceding paragraph, such as in **12** and **15**, can be reacted with an amine, primary or secondary, wherein the preferred amines are alkyl amine for example 4-methoxy-benzyl-amine, in a reaction inert solvent, preferably toluene or tetrahydrofuran, at a reaction temperature from about 21 °C to about 150 °C, preferably at about 70 °C to about 110 °C. After **12** or **15** is consumed, usually within a 12 hour period, the reaction can be cooled to a temperature of about 21 °C to about 50 °C, and a reducing reagent is added. Preferred reducing reagents are sodium triacetoxyborohydride, sodium cyanoborohydride and lithium aluminum hydride. Such reaction of for example **12** or **15** affords **13**, wherein  $R^3$  is a bond, or **16**, wherein  $R^3$  is  $-C(=O)(CR^{10}R^{11})_n-$ , respectively, in each case  $R^5$  being  $-NR^7R^8$ . Analogous compounds to **13** and **16**, wherein  $R^5$  is  $-NR^7R^8$  and  $R^3$  is  $-C(=O)O-$ ,  $-C(=O)NR^9-$ , or  $-(CR^{10}R^{11})_{(1-3)-}$  can also be prepared, using the intermediates analogous to **12** and **15** described above. Coupling of **13** or **16** or the analogous intermediates to yield an N-acyl derivative **14** or **17** or N-acyl derivatives analogous thereto but having  $R^3$  as  $-C(=O)O-$ ,  $-C(=O)NR^9-$ , or  $-(CR^{10}R^{11})_{(1-3)-}$ , can be accomplished by reaction of **13** or **16** or the analogous intermediates in a reaction inert solvent, wherein methylene chloride, pyridine, tetrahydrofuran, diethyl ether are preferred, in the presence of an acid chloride, acid anhydride, or an activated carboxylic acid derivative, from about -78 °C to about 40 °C. The activated carboxylic acid can be prepared as described above.

Alternatively, the amine of **16** or **13** or the intermediates analogous thereto can be treated with a base, such as triethylamine, diisopropylethylamine, pyridine, or 2,6-lutidine, and an alkyl, aryl or heteroaryl chloroformate  $ClC(=O)_2R^7$  (diisopropylethylamine and chloroformates are a preferred combination) from a temperature of about -78 °C to about 40

°C, where from about -78 °C to about -40 °C are preferred, to afford a compounds of formula 1 where  $R^5-NR^7C(=O)OR^8$ . Subsequent treatment of the carbamate of the formula 1 with a primary or secondary amine in a solvent such as dioxane, dimethylformamide, or acetonitrile, where a 1:1 mixture of dioxane: dimethylformamide is preferred, at a temperature between 40  
5 °C and 90 °C, where 70 °C is preferred, affords the corresponding urea intermediate where  $R^5$  is  $-NR^7C(=O)NR^8R^9$ .

Removal of the protecting group on 12, 13, 14, 15, 16, or 17 or any of the analogous compounds described above wherein  $R^3$  and/or  $R^5$  is instead  $-C(=O)O-$ ,  $-C(=O)NR^9-$ , or  $-(CR^{10}R^{11})_{(1-3)}-$  may be accomplished by reaction in a reaction inert solvent, wherein methylene  
10 chloride or no solvent is preferred, in the presence of an acid, wherein trifluoro acetic acid is preferred, at a reaction temperature from about 20 °C to about 100 °C, preferably from about 65 °C to about 75 °C, affording respective compounds of formula 1, for example a compound formula 1c, wherein  $R^3$  is a bond and  $R^5$  is  $-NR^7C(=O)R^8$  or a compound of formula 1f, wherein  $R^3$  is  $-C(=O)(CR^{10}R^{11})_n-$  and  $R^5$  is  $-NR^7C(=O)R^8$ .



Schemes 4 and 5 illustrate a preferred method for the preparation of compounds of the formula 1, wherein  $R^1$  is optionally substituted with  $OR^7$  or  $R^7$ . Preparation of the intermediates 12 and 15 can be accomplished as described in the description of Scheme 3.  $R^3$  in intermediate 12 is a bond, and  $R^3$  in intermediate 15 is  $-C(=O)(CR^{10}R^{11})_n-$ . Also, intermediates analogous to 12 and 15, but wherein  $R^3$  is  $-C(=O)O-$ ,  $-C(=O)NR^9-$ , or  $-(CR^{10}R^{11})_{(1-3)-}$ , can be used in Schemes 4 and 5. In each case (12, 15, or analogous intermediate),  $R^5$  is an oxo (carbonyl) moiety.



Conversion of the oxo (=O) moiety to a hydroxyl moiety (-OH), as in **18** and **23**, can be accomplished using well-established chemistry. The preferred method is by reaction of **12** or **15** or intermediate analogous thereto in a reaction inert solvent, preferably a tetrahydrofuran/water mixture, at a reaction temperature from about -78 °C to about 50 °C, preferable at about 20 °C, in the presence of a reducing agent, preferably NaBH<sub>4</sub> or lithium aluminum hydride, to afford **18** or **23** or compound analogous thereto wherein R<sup>3</sup> is -C(=O)O-, -C(=O)NR<sup>9</sup>-, or -(CR<sup>10</sup>R<sup>11</sup>)<sub>(1-3)</sub>-.

Reaction of **18** or **23** or compound analogous thereto wherein R<sup>3</sup> is -C(=O)O-, -C(=O)NR<sup>9</sup>-, or -(CR<sup>10</sup>R<sup>11</sup>)<sub>(1-3)</sub>- in a reaction inert solvent, preferably tetrahydrofuran, at a reaction temperature from about -20 °C to about 50 °C, preferably at about 20 °C, in the presence of R<sup>7</sup>-halide, where the preferred R<sup>7</sup>-halide is R<sup>7</sup>-Cl, affords **19** or **24** or compound analogous thereto wherein R<sup>3</sup> is -C(=O)O-, -C(=O)NR<sup>9</sup>-, or -(CR<sup>10</sup>R<sup>11</sup>)<sub>(1-3)</sub>-, in each case R<sup>5</sup> being -OR<sup>7</sup>. Removal of the protecting group can be accomplished by reaction in a reaction inert solvent, wherein methylene chloride or no solvent is preferred, in the presence of an acid, wherein trifluoro acetic acid is preferred, at a reaction temperature from about 20 °C to 100 °C, preferably from about 65 °C to about 75 °C, to obtain a compound of formula **1g**, wherein R<sup>3</sup> is a bond and where R<sup>5</sup> = OR<sup>7</sup>, a compound of formula **1h**, wherein R<sup>3</sup> is -C(=O)(CR<sup>10</sup>R<sup>11</sup>)<sub>(0-3)</sub>-, or an analogous compound wherein R<sup>3</sup> is -C(=O)O-, -C(=O)NR<sup>9</sup>-, or -(CR<sup>10</sup>R<sup>11</sup>)<sub>(1-3)</sub>-.

Alternatively, treatment of a solution of compound **12** or **15** or analogous intermediate wherein R<sup>3</sup> is -C(=O)O-, -C(=O)NR<sup>9</sup>-, or -(CR<sup>10</sup>R<sup>11</sup>)<sub>(1-3)</sub>- (in each case R<sup>5</sup> being an oxo moiety, specifically carbonyl) in a reaction inert solvent, where tetrahydrofuran is preferred, with an organometallic reagent, such as an organomagnesium halide, organolithium, organocerium, organotitanium, organozinc, organocopper, or organoaluminum, where the organomagnesium halide (Grignard reagent) or organolithium reagents are preferred, at a temperature from about -78 °C to about 40 °C, where -78 °C to about 0 °C is preferred, affords the alcohol product **21** or **26** or analogous compound wherein R<sup>3</sup> is -C(=O)O-, -C(=O)NR<sup>9</sup>-, or -(CR<sup>10</sup>R<sup>11</sup>)<sub>(1-3)</sub>-, wherein in each case R<sup>1</sup> is hydroxylated and substituted with R<sup>7</sup>, for example (5-(3-hydroxy, 3-phenyl-cyclobutyl)-2-(Prot)-pyrazol-3-yl)-naphthalen-2-yl-amine. Removal of the alcohol is accomplished by reaction of **21** or **26** or analogous compound in an inert solvent, such as methylene chloride, chloroform, or 1,2-dichloroethane, or preferably no solvent, in the presence of an acid, preferably trifluoroacetic acid, and in the presence of a silane, where triethylsilane and triphenylsilane are preferred, at a temperature from about -10 °C to about 50 °C, where about 20 °C to about 40 °C is preferred, obtaining a compound of formula **22** or **27** or compound analogous thereto but wherein R<sup>3</sup> is -C(=O)O-, -C(=O)NR<sup>9</sup>-, or -(CR<sup>10</sup>R<sup>11</sup>)<sub>(1-3)</sub>-, the intermediate in each case comprising R<sup>7</sup> bonded directly to R<sup>1</sup>.

Alternatively, treatment of the alcohol products such as **21** or **26** and about one to ten equivalents of a base, where about five equivalents of pyridine or 2,6-lutidine are preferred, in a reaction inert solvent, preferably methylene chloride, with a strongly acidic reagent, preferably thionyl chloride, at a temperature from about  $-110\text{ }^{\circ}\text{C}$  to about  $0\text{ }^{\circ}\text{C}$ , where about  $-78\text{ }^{\circ}\text{C}$  to about  $-45\text{ }^{\circ}\text{C}$  is preferred, results in replacement of the alcohol (-OH group) with chloride. Reductive removal of the chloride may be accomplished by exposing a mixture of said chloride of **21** or **26** and a noble metal catalyst, palladium being preferred, to an atmosphere of hydrogen gas at a pressure of about 1 to about 100 atmospheres, where a preferred pressure of hydrogen gas is about one to about ten atmospheres, to obtain **22** or **27** or a compound analogous thereto wherein  $\text{R}^3$  is  $-\text{C}(=\text{O})\text{O}-$ ,  $-\text{C}(=\text{O})\text{NR}^9-$ , or  $-(\text{CR}^{10}\text{R}^{11})_{(1-3)}-$ . The metal catalyst may be conveniently suspended on an inert solid support such as charcoal, in a solvent such as ethyl acetate, tetrahydrofuran, dioxane, or a mixture thereof.

In Schemes 4 and 5, the  $\text{R}^5$  hydroxy moiety of a compound of formula **18** or **23**, or of the analogous compounds wherein  $\text{R}^3$  is  $-\text{C}(=\text{O})\text{O}-$ ,  $-\text{C}(=\text{O})\text{NR}^9-$ , or  $-(\text{CR}^{10}\text{R}^{11})_{(1-3)}-$ , can be derivatized using chemistry known in the art to obtain corresponding compounds wherein  $\text{R}^5$  is  $-\text{OC}(=\text{O})\text{R}^7$ ,  $-\text{OC}(=\text{O})\text{OR}^7$ ,  $-\text{OC}(=\text{O})\text{NR}^7\text{R}^8$ , and  $-\text{OC}(=\text{O})\text{SR}^7$ ,  $-\text{SR}^7$ ,  $-\text{S}(=\text{O})\text{R}^7$ ,  $-\text{S}(=\text{O})_2\text{R}^7$ , or  $-\text{S}(=\text{O})_2\text{NR}^7\text{R}^8$ .

For example, the amine of **18** or **23** or a compound analogous thereto wherein  $\text{R}^3$  is  $-\text{C}(=\text{O})\text{O}-$ ,  $-\text{C}(=\text{O})\text{NR}^9-$ , or  $-(\text{CR}^{10}\text{R}^{11})_{(1-3)}-$ , can be treated with a base, such as triethylamine, diisopropylethylamine, pyridine, or 2,6-lutidine, and an alkyl, aryl or heteroaryl chloroformate  $\text{ClC}(=\text{O})_2\text{R}^7$  (diisopropylethylamine and chloroformates are a preferred combination) from a temperature of about  $-78\text{ }^{\circ}\text{C}$  to about  $40\text{ }^{\circ}\text{C}$ , where from about  $-78\text{ }^{\circ}\text{C}$  to  $-40\text{ }^{\circ}\text{C}$  are preferred, to afford a carbonate intermediate where  $\text{R}^5$  is  $-\text{OC}(=\text{O})\text{OR}^8$ . Subsequent treatment of the carbonate with a primary or secondary amine in a solvent such as dioxane, dimethylformamide, or acetonitrile, where a 1:1 mixture of dioxane: dimethylformamide is preferred, at a temperature between about  $40\text{ }^{\circ}\text{C}$  and about  $90\text{ }^{\circ}\text{C}$ , where about  $70\text{ }^{\circ}\text{C}$  is preferred, affords the corresponding urea intermediate where  $\text{R}^5$  is  $-\text{OC}(=\text{O})\text{NR}^8\text{R}^9$ . Removal of the protecting group of either intermediate may be accomplished by reaction in a reaction of inert solvent, wherein methylene chloride or no solvent is preferred, in the presence of an acid, wherein trifluoro acetic acid is preferred, at a reaction temperature from about  $20\text{ }^{\circ}\text{C}$  to about  $100\text{ }^{\circ}\text{C}$ , preferably from about  $65\text{ }^{\circ}\text{C}$  to about  $75\text{ }^{\circ}\text{C}$ , affording a compound of formula **1**, where  $\text{R}^5$   $-\text{OC}(=\text{O})\text{OR}^7$  or  $-\text{OC}(=\text{O})\text{NR}^8\text{R}^9$ .

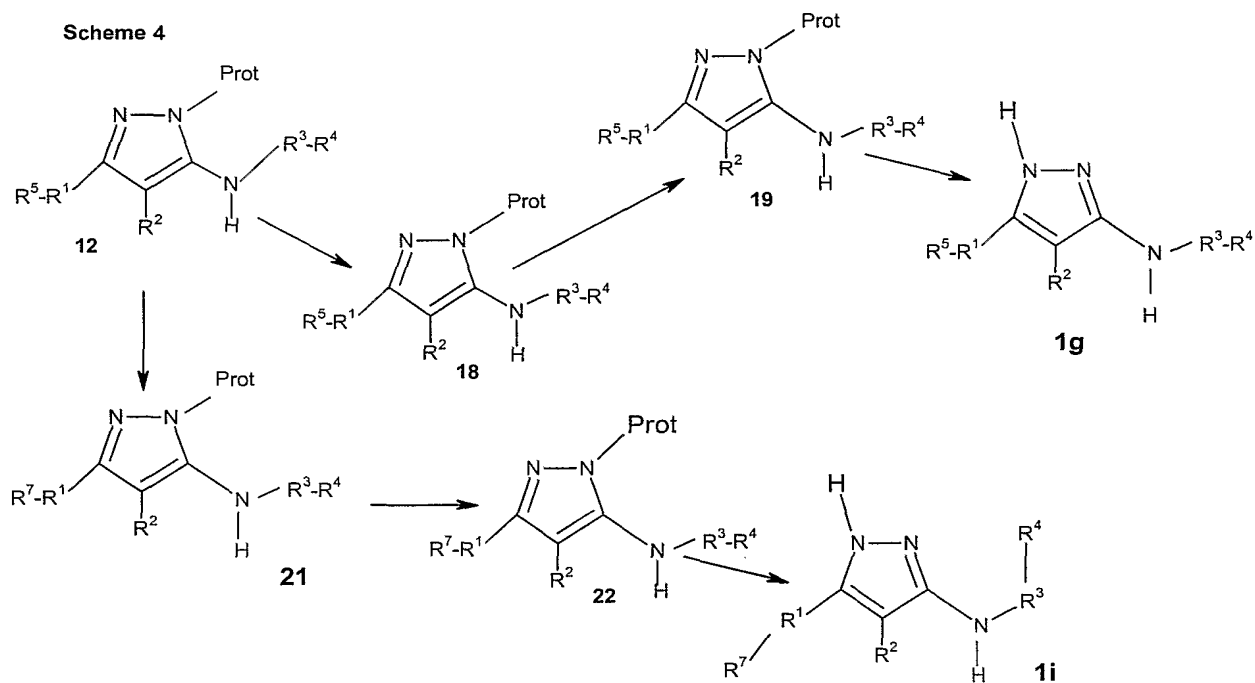
Removal of the protecting group of **22**, **27**, or a derivative of **19** or **24** can be accomplished by reaction in a reaction inert solvent, preferably methylene chloride, chloroform, 1,2-dichloroethane, or no solvent, in the presence of an acid, where trifluoroacetic acid is preferred, at a reaction temperature from about  $20\text{ }^{\circ}\text{C}$  to about  $100\text{ }^{\circ}\text{C}$ , preferably from

about 65 °C to about 75 °C, affording a compound of formula **1i**, **1k**, or other compound of formula **1**.

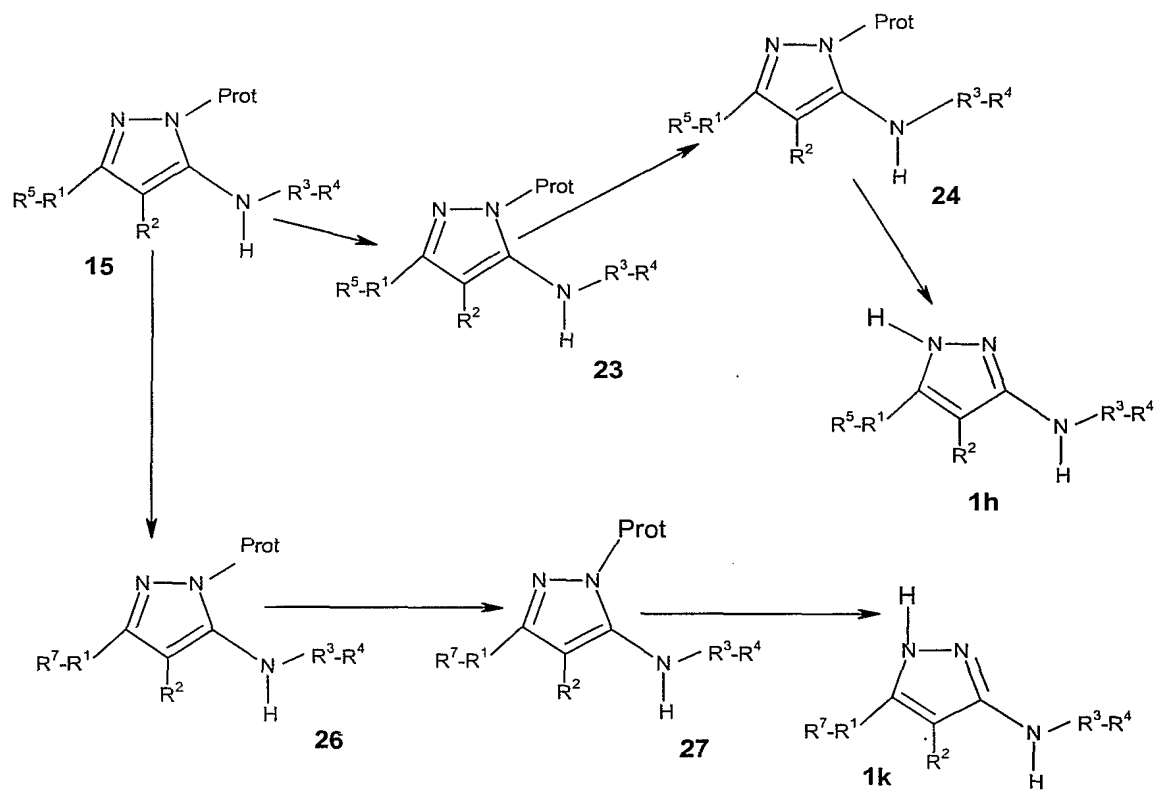
Compounds of formula **1** as described herein wherein R<sup>2</sup> is other than hydrogen can be prepared by transformations of the compounds of formula **1** herein wherein R<sup>2</sup> is hydrogen using methods that are well known in the art. For example, referring to Scheme 3, *supra*, compounds of formula **1** wherein R<sup>2</sup> is F can be prepared by treating compounds of formula 17, 6a, or 14 with N-fluorobenzenesulfonimide in a reaction of inert solvent, wherein toluene, dioxane, or xylenes are preferred, from about room temperature to about 150°C, preferably from about 100°C to about 120°C to obtain the corresponding intermediates wherein R<sup>2</sup> is F.

10 Removal of the protecting group from these intermediates may be accomplished by reaction in a reaction of inert solvent, wherein methylene chloride or no solvent are preferred, in the presence of an acid, wherein trifluoro acetic acid is preferred, at a reaction temperature from about 20°C to about 100°C, preferably from about 65°C to about 75°C, thus affording compounds of formula **1** wherein R<sup>2</sup> is F.

Scheme 4



Scheme 5



Some of the compounds of formula 1 prepared according to the above processes are obtained as a mixture of isomers or enantiomers. Such mixtures of isomers or enantiomers are within the scope of the present invention. The separation of such mixtures into the single isomers or enantiomers according to conventional techniques is also within the scope of the present invention, as are the separated isomers and enantiomers themselves.

Pharmaceutically acceptable salts of a compound of formula 1 can be prepared in a conventional manner by treating a solution or suspension of the corresponding free base or acid with one chemical equivalent of a pharmaceutically acceptable acid or base. Conventional concentration or crystallization techniques can be employed to isolate the salts. Illustrative of suitable acids are acetic, lactic, succinic, maleic, tartaric, citric, gluconic, ascorbic, benzoic, cinnamic, fumaric, sulfuric, phosphoric, hydrochloric, hydrobromic, hydroiodic, sulfamic, sulfonic acids such as methanesulfonic, benzene sulfonic, p-toluenesulfonic, and related acids. Illustrative bases are sodium, potassium, and calcium.

A compound of this invention may be administered alone or in combination with pharmaceutically acceptable carriers, in either single or multiple doses. Suitable pharmaceutical carriers include inert solid diluents or fillers, sterile aqueous solutions and various organic solvents. The pharmaceutical compositions formed by combining a compound of formula 1 or a pharmaceutically acceptable salt thereof can then be readily administered in a variety of dosage forms such as tablets, powders, lozenges, syrups, injectable solutions and the like. These pharmaceutical compositions can, if desired, contain additional ingredients such as flavorings, binders, excipients and the like. Thus, for purposes of oral administration, tablets containing various excipients such as sodium citrate, calcium carbonate and calcium phosphate may be employed along with various disintegrants such as starch, methylcellulose, alginic acid and certain complex silicates, together with binding agents such as polyvinylpyrrolidone, sucrose, gelatin and acacia. Additionally, lubricating agents such as magnesium stearate, sodium lauryl sulfate and talc are often useful for tableting purposes. Solid compositions of a similar type may also be employed as fillers in soft and hard filled gelatin capsules. Preferred materials for this include lactose or milk sugar and high molecular weight polyethylene glycols. When aqueous suspensions or elixirs are desired for oral administration, the essential active ingredient therein may be combined with various sweetening or flavoring agents, coloring matter or dyes and, if desired, emulsifying or suspending agents, together with diluents such as water, ethanol, propylene glycol, glycerin and combinations thereof.

For parenteral administration, solutions containing a compound of this invention or a pharmaceutically acceptable salt thereof in sesame or peanut oil, aqueous propylene glycol, or in sterile aqueous solution may be employed. Such aqueous solutions should be suitably buffered if necessary and the liquid diluent first rendered isotonic with sufficient saline or

glucose. These particular aqueous solutions are especially suitable for intravenous, intramuscular, subcutaneous and intraperitoneal administration. The sterile aqueous media employed are all readily available by standard techniques known to those skilled in the art.

5 A compound of formula 1 or a pharmaceutically acceptable salt thereof can be administered orally, transdermally (e.g., through the use of a patch), parenterally (e.g. intravenously), rectally, or topically. In general, the daily dosage for treating a neurodegenerative disease or condition or a disease or condition the treatment of which can be effected or facilitated by altering dopamine mediated neurotransmission will generally range from about 0.0001 to about 10.0 mg/kg body weight of the patient to be treated. The daily dosage for  
10 treating cancer or disease or condition involving abnormal cell growth of a benign nature will generally range from about 0.0001 to about 500 mg/kg body weight of the patient to be treated. As an example, a compound of the formula 1 or a pharmaceutically acceptable salt thereof can be administered for treatment of a neurodegenerative disorder to an adult human of average weight (about 70kg) in a dose ranging from about 0.01 mg up to about 1000 mg per  
15 day, preferably from about 0.1 to about 500 mg per day, in single or divided (i.e., multiple) portions. Variations based on the aforementioned dosage ranges may be made by a physician of ordinary skill taking into account known considerations such as the weight, age, and condition of the person being treated, the severity of the affliction, and the particular route of administration chosen.

20 The compounds of formula 1 and their pharmaceutically acceptable salts can furthermore also be administered or formulated into a pharmaceutical composition with an amount of one or more substances selected from anti-angiogenesis agents, signal transduction inhibitors, and antiproliferative agents, which amounts are together effective in inhibiting abnormal cell growth.

25 Anti-angiogenesis agents, such as MMP-2 (matrix-metalloproteinase 2) inhibitors, MMP-9 (matrix-metalloproteinase 9) inhibitors, and COX-II (cyclooxygenase II) inhibitors, can be used in conjunction with a compound of formula 1 in the methods and pharmaceutical compositions described herein for treatment of abnormal cell growth, including cancer. Examples of useful COX-II inhibitors include CELEBREX™ (celecoxib), valdecoxib, and  
30 rofecoxib. Examples of useful matrix metalloproteinase inhibitors are described in WO 96/33172 (published October 24, 1996), WO 96/27583 (published March 7, 1996), European Patent Application No. 97304971.1 (filed July 8, 1997), European Patent Application No. 99308617.2 (filed October 29, 1999), WO 98/07697 (published February 26, 1998), WO 98/03516 (published January 29, 1998), WO 98/34918 (published August 13, 1998), WO  
35 98/34915 (published August 13, 1998), WO 98/33768 (published August 6, 1998), WO 98/30566 (published July 16, 1998), European Patent Publication 606,046 (published July 13, 1994),

European Patent Publication 931,788 (published July 28, 1999), WO 90/05719 (published May 331, 1990), WO 99/52910 (published October 21, 1999), WO 99/52889 (published October 21, 1999), WO 99/29667 (published June 17, 1999), PCT International Application No. PCT/IB98/01113 (filed July 21, 1998), European Patent Application No. 99302232.1 (filed March 5 25, 1999), Great Britain patent application number 9912961.1 (filed June 3, 1999), United States Provisional Application No. 60/148,464 (filed August 12, 1999), United States Patent 5,863,949 (issued January 26, 1999), United States Patent 5,861,510 (issued January 19, 1999), and European Patent Publication 780,386 (published June 25, 1997), all of which are incorporated herein in their entireties by reference. Preferred MMP-2 and MMP-9 inhibitors are those that have little or no activity inhibiting MMP-1. More preferred, are those that selectively inhibit MMP-2 and/or MMP-9 relative to the other matrix-metalloproteinases (*i.e.* MMP-1, MMP-3, MMP-4, MMP-5, MMP-6, MMP-7, MMP-8, MMP-10, MMP-11, MMP-12, and MMP-13).

Some specific examples of MMP inhibitors useful in the present invention are AG-3340, RO 32-3555, RS 13-0830, and the compounds recited in the following list:

- 15           3-[[4-(4-fluoro-phenoxy)-benzenesulfonyl]-(1-hydroxycarbamoyl-cyclopentyl)-amino]-propionic acid;
- 3-exo-3-[4-(4-fluoro-phenoxy)-benzenesulfonylamino]-8-oxa-bicyclo[3.2.1]octane-3-carboxylic acid hydroxyamide;
- (2R, 3R) 1-[4-(2-chloro-4-fluoro-benzyloxy)-benzenesulfonyl]-3-hydroxy-3-methyl-piperidine-2-carboxylic acid hydroxyamide;
- 20           4-[4-(4-fluoro-phenoxy)-benzenesulfonylamino]-tetrahydro-pyran-4-carboxylic acid hydroxyamide;
- 3-[[4-(4-fluoro-phenoxy)-benzenesulfonyl]-(1-hydroxycarbamoyl-cyclobutyl)-amino]-propionic acid;
- 25           4-[4-(4-chloro-phenoxy)-benzenesulfonylamino]-tetrahydro-pyran-4-carboxylic acid hydroxyamide;
- (R) 3-[4-(4-chloro-phenoxy)-benzenesulfonylamino]-tetrahydro-pyran-3-carboxylic acid hydroxyamide;
- (2R, 3R) 1-[4-(4-fluoro-2-methyl-benzyloxy)-benzenesulfonyl]-3-hydroxy-3-methyl-piperidine-2-carboxylic acid hydroxyamide;
- 30           3-[[4-(4-fluoro-phenoxy)-benzenesulfonyl]-(1-hydroxycarbamoyl-1-methyl-ethyl)-amino]-propionic acid;
- 3-[[4-(4-fluoro-phenoxy)-benzenesulfonyl]-(4-hydroxycarbamoyl-tetrahydro-pyran-4-yl)-amino]-propionic acid;
- 35           3-exo-3-[4-(4-chloro-phenoxy)-benzenesulfonylamino]-8-oxa-bicyclo[3.2.1]octane-3-carboxylic acid hydroxyamide;

3-endo-3-[4-(4-fluoro-phenoxy)-benzenesulfonylamino]-8-oxa-bicyclo[3.2.1]octane-3-carboxylic acid hydroxyamide; and

(R) 3-[4-(4-fluoro-phenoxy)-benzenesulfonylamino]-tetrahydro-furan-3-carboxylic acid hydroxyamide;

5 and pharmaceutically acceptable salts and solvates of said compounds.

Other anti-angiogenesis agents, including other COX-II inhibitors and other MMP inhibitors, can also be used in the present invention.

The effective amount of a COX-II inhibitor in combination with a compound of formula 1 can generally be determined by a person of ordinary skill. A proposed daily effective dose range  
10 for a COX-II inhibitor in combination with a cdk5 inhibitor is from about 0.1 to about 25 mg/kg body weight. The effective daily amount of the compound of formula 1 generally will be between about 0.0001 to about 10 mg/kg body weight. In some instances the amount of COX-II inhibitor and/or the compound of formula 1 in the combination may be less than would be required on an individual basis to achieve the same desired effect in inhibiting abnormal cell growth.

15 A compound of formula 1 can also be used with signal transduction inhibitors, such as agents that can inhibit EGFR (epidermal growth factor receptor) responses, such as EGFR antibodies, EGF antibodies, and molecules that are EGFR inhibitors; VEGF (vascular endothelial growth factor) inhibitors; and erbB2 receptor inhibitors, such as organic molecules or antibodies that bind to the erbB2 receptor, for example, HERCEPTIN™ (Genentech, Inc. of  
20 South San Francisco, California, USA). Such combinations are useful for treating and preventing abnormal cell growth, including cancer, as described herein.

EGFR inhibitors are described in, for example in WO 95/19970 (published July 27, 1995), WO 98/14451 (published April 9, 1998), WO 98/02434 (published January 22, 1998), and United States Patent 5,747,498 (issued May 5, 1998), and such substances can be used in the  
25 present invention as described herein. EGFR-inhibiting agents include, but are not limited to, the monoclonal antibodies C225 and anti-EGFR 22Mab (ImClone Systems Incorporated of New York, New York, USA), the compounds ZD-1839 (AstraZeneca), BIBX-1382 (Boehringer Ingelheim), MDX-447 (Medarex Inc. of Annandale, New Jersey, USA), and OLX-103 (Merck & Co. of Whitehouse Station, New Jersey, USA), VRCTC-310 (Ventech Research) and EGF  
30 fusion toxin (Seragen Inc. of Hopkinton, Massachusetts). These and other EGFR-inhibiting agents can be used in the present invention.

VEGF inhibitors, for example SU-5416 and SU-6668 (Sugen Inc. of South San Francisco, California, USA), can also be combined with a compound of formula 1. VEGF inhibitors are described in, for example in WO 99/24440 (published May 20, 1999), PCT  
35 International Application PCT/IB99/00797 (filed May 3, 1999), in WO 95/21613 (published August 17, 1995), WO 99/61422 (published December 2, 1999), United States Patent 5,834,504



(issued November 10, 1998), WO 98/50356 (published November 12, 1998), United States Patent 5,883,113 (issued March 16, 1999), United States Patent 5,886,020 (issued March 23, 1999), United States Patent 5,792,783 (issued August 11, 1998), WO 99/10349 (published March 4, 1999), WO 97/32856 (published September 12, 1997), WO 97/22596 (published June 26, 1997), WO 98/54093 (published December 3, 1998), WO 98/02438 (published January 22, 1998), WO 99/16755 (published April 8, 1999), and WO 98/02437 (published January 22, 1998), all of which are incorporated herein in their entireties by reference. Other examples of some specific VEGF inhibitors useful in the present invention are IM862 (Cytran Inc. of Kirkland, Washington, USA); anti-VEGF monoclonal antibody of Genentech, Inc. of South San Francisco, California; and angiozyme, a synthetic ribozyme from Ribozyme (Boulder, Colorado) and Chiron (Emeryville, California). These and other VEGF inhibitors can be used in the present invention as described herein.

ErbB2 receptor inhibitors, such as GW-282974 (Glaxo Wellcome plc), and the monoclonal antibodies AR-209 (Aronex Pharmaceuticals Inc. of The Woodlands, Texas, USA) and 2B-1 (Chiron), can also be combined with a compound of formula 1, for example those indicated in WO 98/02434 (published January 22, 1998), WO 99/35146 (published July 15, 1999), WO 99/35132 (published July 15, 1999), WO 98/02437 (published January 22, 1998), WO 97/13760 (published April 17, 1997), WO 95/19970 (published July 27, 1995), United States Patent 5,587,458 (issued December 24, 1996), and United States Patent 5,877,305 (issued March 2, 1999), which are all hereby incorporated herein in their entireties by reference. ErbB2 receptor inhibitors useful in the present invention are also described in United States Provisional Application No. 60/117,341, filed January 27, 1999, and in United States Provisional Application No. 60/117,346, filed January 27, 1999, both of which are incorporated in their entireties herein by reference. The erbB2 receptor inhibitor compounds and substance described in the aforementioned PCT applications, U.S. patents, and U.S. provisional applications, as well as other compounds and substances that inhibit the erbB2 receptor, can be used with a compound of formula 1, in accordance with the present invention.

A compound of formula 1, can also be used with other agents useful in treating abnormal cell growth or cancer, including, but not limited to, agents capable of enhancing antitumor immune responses, such as CTLA4 (cytotoxic lymphocyte antigen 4) antibodies, and other agents capable of blocking CTLA4; and anti-proliferative agents such as farnesyl protein transferase inhibitors. Specific CTLA4 antibodies that can be used in the present invention include those described in United States Provisional Application 60/113,647 (filed December 23, 1998) which is incorporated by reference in its entirety, however other CTLA4 antibodies can be used in the present invention.

The compounds of formula 1 can also be administered in a method for inhibiting abnormal cell growth in a mammal in combination with radiation therapy. Techniques for administering radiation therapy are known in the art, and these techniques can be used in the combination therapy described herein. The administration of the compound of the invention in  
5 this combination therapy can be determined as described herein.

Compounds of formula 1 can also be administered in combination with a COX-II inhibitor for treating Alzheimer's disease, mild cognitive impairment, or age-related cognitive decline. Specific examples of COX-II inhibitors useful in this aspect of the invention are provided above, wherein use of a COX-II inhibitor in combination with a compound of formula  
10 1 for treatment of abnormal cell growth is described. The effective amount of a COX-II inhibitor in combination with a compound of formula 1 can generally be determined by a person of ordinary skill. A proposed effective daily dose range for a COX-II inhibitor in combination with a compound of formula 1 is from about 0.1 to about 25 mg/kg body weight. The daily effective amount of the compound of formula 1 generally will be between about 0.0001 to about 10 mg/kg  
15 body weight. In some instances the amount of COX-II inhibitor and/or the amount of the compound of formula 1 in the combination may be less than would be required on an individual basis to achieve the same desired effect in treating Alzheimer's disease, mild cognitive impairment, or age-related cognitive decline.

Compounds of formula 1 can also be administered in combination with an NK-1  
20 receptor antagonist for treatment of depression or anxiety. An NK-1 receptor antagonist, as recited herein, is a substance that is able to antagonize NK-1 receptors, thereby inhibiting tachykinin-mediated responses, such as responses mediated by substance P. Various NK-1 receptor antagonists are known in the art, and any such NK-1 receptor antagonist can be utilized in the present invention as described above in combination with a compound of  
25 formula 1. NK-1 receptor antagonists are described in, for example, United States Patent 5,716,965 (issued February 10, 1998); United States Patent 5,852,038 (issued December 22, 1998); WO 90/05729 (International Publication Date May 31, 1990); United States Patent 5,807,867 (issued September 15, 1998); United States Patent 5,886,009 (issued March 23, 1999); United States Patent 5,939,433 (issued August 17, 1999); United States Patent  
30 5,773,450 (issued June 30, 1998); United States Patent 5,744,480 (issued April 28, 1998); United States Patent 5,232,929 (issued August 3, 1993); United States Patent 5,332,817 (issued July 26, 1994); United States Patent 5,122,525 (issued June 16, 1992), United States Patent 5,843,966 (issued December 1, 1998); United States Patent 5,703,240 (issued December 30, 1997); United States Patent 5,719,147 (issued February 17, 1998); and United  
35 States Patent 5,637,699 (issued June 10, 1997). Each of the foregoing U.S. patents and the foregoing published PCT International Application are incorporated in their entireties herein by

reference. The compounds described in said references having NK-1 receptor antagonizing activity can be used in the present invention. However, other NK-1 receptor antagonists can also be used in this invention.

The effective amount of an NK-1 receptor antagonist in combination with a compound of formula 1 can generally be determined by a person of ordinary skill. A proposed effective daily dose range for an NK-1 receptor antagonist in combination with a compound of formula 1 is from about 0.07 to about 21 mg/kg body weight. The effective amount of the compound of formula 1 will be between about 0.0001 to about 10 mg/kg body weight. In some instances the amount of NK-1 receptor antagonist and/or the amount of the compound of formula 1 in the combination may be less than would be required on an individual basis to achieve the same desired effect in treating depression or anxiety.

The subject invention also provides combining a compound of formula 1 with a 5HT<sub>1D</sub> receptor antagonist for treatment of depression or anxiety. A 5HT<sub>1D</sub> receptor antagonist, as recited herein, is a substance that antagonizes the 5HT<sub>1D</sub> subtype of serotonin receptor. Any such substance can be used in the present invention as described above in combination with a compound of formula 1. Substances having 5HT<sub>1D</sub> receptor antagonizing activity can be determined by those of ordinary skill in the art. For example, 5HT<sub>1D</sub> receptor antagonists are described in WO 98/14433 (International Publication Date April 9, 1998); WO 97/36867 (International Publication Date October 9, 1997); WO 94/21619 (International Publication Date September 29, 1994); United States Patent 5,510,350 (issued April 23, 1996); United States Patent 5,358,948 (issued October 25, 1994); and GB 2276162 A (published September 21, 1994). These 5HT<sub>1D</sub> receptor antagonists, as well as others, can be used in the present invention. The aforementioned published patent applications and patents are incorporated herein by reference in their entireties.

The effective amount of a 5HT<sub>1D</sub> receptor antagonist in combination with a compound of formula 1 can generally be determined by a person of ordinary skill. A proposed effective daily dose range for a 5HT<sub>1D</sub> receptor antagonist in combination with a compound of formula 1 is from about 0.01 to about 40 mg/kg body weight. The effective daily amount of the compound of formula 1 generally will be between about 0.0001 to about 10 mg/kg body weight. In some instances the amount of 5HT<sub>1D</sub> receptor antagonist and/or the amount of compound of formula 1 in the combination may be less than would be required on an individual basis to achieve the same desired effect in treating depression or anxiety.

This invention also provides a pharmaceutical composition and method for treating depression or anxiety in a mammal comprising a compound of formula 1 and a SSRI. Examples of SSRIs that can be combined in a method or pharmaceutical composition with compounds of formula 1 and their pharmaceutically acceptable salts include, but are not

limited to, fluoxetine, paroxetine, sertraline, and fluvoxamine. Other SSRIs may be combined or administered in combination with a compound of formula 1 or a pharmaceutically acceptable salt thereof. Other antidepressants and/or anxiolytic agents with which a compound of formula 1 may be combined or administered include WELLBUTRIN, SERZONE and EFFEXOR.

The effective amount of a SSRI in combination with a compound of formula 1 can generally be determined by a person of ordinary skill. A proposed effective daily dose range for a SSRI in combination with a compound of formula 1 is from about 0.01 to about 500 mg/kg body weight. The effective daily amount of the compound of formula 1 generally will be between about 0.0001 to about 10 mg/kg body weight. In some instances the amount of SSRI and/or the amount of the compound of formula 1 in the combination may be less than would be required on an individual basis to achieve the same desired effect in treating depression or anxiety.

A compound of formula 1, or a pharmaceutically acceptable salt thereof, can also be combined with one or more antipsychotic agents, for example a dopaminergic agent, for the treatment of diseases or conditions the treatment of which can be effected or facilitated by altering dopamine neurotransmission, such as schizophrenia. Examples of antipsychotics with which a compound of the invention can be combined include ziprasidone (5-(2-(4-(1,2-benzisothiazol-3-yl)-1-piperazinyl)ethyl)-6-chloro-1,3-dihydro-2H-indol-2-one; U.S. Patent 4,831,031 and U.S. Patent 5,312,925); olanzapine (2-methyl-4-(4-methyl-1-piperazinyl-10H-thieno (2,3b) (1,5)benzodiazepine; U.S. Patent 4,115,574 and U.S. Patent 5,229,382); risperidone (3-[2-[4-(6-fluoro-1,2-benzisoxazol-3-yl)-1-piperidinyl]ethyl]6,7,8,9-tetrahydro-2-methyl-4H-pyrido[1,2-a]pyrimidin-4-one; U.S. Patent 4,804,663); L-745870 (3-(4-(4-chlorophenyl)piperazin-1-yl)methyl-1H-pyrrolo(2,3-b)pyridine; U.S. Patent 5,432,177); sonopiprazole (S-4-(4-(2-(isochroman-1-yl)ethyl)piperazin-1-yl)benzenesulfonamide; U.S. Patent 5,877,317); RP 62203 (fananserine; 2-(3-(4-(4-fluorophenyl)-1-piperazinyl)propyl)naphtho(1,8-c,d)isothiazole-1,1-dioxide; U.S. Patent 5,021,420); NGD 941 (U.S. Patent 5,633,376 and U.S. Patent 5,428,165); balaperidone ((1 $\alpha$ ,5 $\alpha$ ,6 $\alpha$ )-3-(2-(6-(4-fluorophenyl)-3-azabicyclo(3.2.0)hept-3-yl)ethyl)-2,4(1H,3H)-quinazolin-2-one; U.S. Patent 5,475,105); flesinoxan ((+)-4-fluoro-N-[2-[4-5-(2-hydroxymethyl-1,4-benzodioxanyl)]-1-piperazinyl]ethyl]benzamide; U.S. Patent 4,833,142); and gepirone (4,4-dimethyl-1-(4-(4-(2-pyrimidinyl)-1-piperazinyl)butyl)-2,6-piperidinedione; U.S. Patent 4,423,049). The patents recited above in this paragraph are each incorporated herein by reference in their entireties. The effective daily amount of the compound of formula 1 will typically be between about 0.0001 to about 10 mg/kg body weight. The amount of any of the aforementioned antipsychotic agents contemplated for use in combination with a compound of formula 1 is generally the amount known in the art to be useful for treating psychotic conditions. However, in some

instances, the amount of the antipsychotic and/or the amount of the compound of formula 1 in the combination may be less than would be required on an individual basis to achieve the same desired effect in treating depression or anxiety. It is furthermore to be understood that the present invention also encompasses combining a compound of formula 1 with antipsychotic or  
5 dopaminergic other than those in the aforementioned list.

A proposed amount for sonopiprazole in the above-described combination with a compound of formula 1, is from about 0.005 to about 50 mg/kg body weight of the patient per day. A proposed amount of RP 62203 in such combination is from about 0.20 to about 6 mg/kg body weight of the patient per day. A proposed amount of NGD 941 in such combination is from  
10 about 0.1 to about 140 mg/kg of body weight per day. A proposed amount of balaperidone in such combination is from about 1 to about 100 mg/kg body weight per day. A proposed amount of flesinoxan in such combination is from about 0.02 to about 1.6 mg/kg body weight per day. A proposed amount for gepirone in such combination is from about .01 to about 2 mg/kg body weight per day. A proposed amount of L-745870 in such combination is from about 0.01 to  
15 about 250 mg/kg body weight per day, preferably from about 0.05 to about 100 mg/kg body weight per day. A proposed amount of risperidone in such combination is from about 0.05 to about 50 mg/kg body weight per day. A proposed amount of olanzapine in such combination is from about 0.0005 to about 0.6 mg/kg body weight per day. A proposed amount of ziprasidone in such combination is from about 0.05 to about 10 mg/kg body weight per day. In some  
20 instances for each of the aforementioned combinations, however, the amount of each specific ingredient in the combination may be less than would be required on an individual basis to achieve the same desired effect in treating a psychotic condition.

This invention also provides a pharmaceutical composition and method for treating Alzheimer's disease, mild cognitive impairment, or age-related cognitive decline comprising a  
25 compound of formula 1 and an acetylcholinesterase inhibitor. Acetylcholinesterase inhibitors are known in the art, and any such acetylcholinesterase inhibitor can be used in the above-described pharmaceutical composition or method. Examples of acetylcholinesterase inhibitors that can be used in this invention are ARICEPT (donepezil; U.S. Patent 4,895,841); EXELON (rivastigmine ((S)-[N-ethyl-3-[1-(dimethylamino)ethyl]phenyl carbamate); U.S. Patent  
30 5,603,176 and U.S. Patent 4,948,807); metrifonate ((2,2,2-trichloro-1-hydroxyethyl)phosphonic acid dimethyl ester; U.S. Patent 2,701,225 and U.S. Patent 4,950,658); galantamine (U.S. Patent 4,663,318); physostigmine (Forest, USA); tacrine (1,2,3,4-tetrahydro-9-acridinamine; U.S. Patent 4,816,456); huperzine A (5R-(5 $\alpha$ ,9 $\beta$ ,11E))-5-amino-11-ethylidene-5,6,9,10-tetrahydro-7-methyl-5,9-methaneocycloocta(b)pyridin-2-(1H)-one); and icopezil (5,7-dihydro-3-  
35 (2-(1-(phenylmethyl)-4-piperidinyl)ethyl)-6H-pyrrolo(3,2-f)-1,2-benzisoxazol-6-one; U.S. Patent

5,750,542 and WO 92/17475). The patents and patent applications recited above in this paragraph are herein incorporated by reference in their entireties.

The effective amount of an acetylcholinesterase inhibitor in combination with a compound of formula 1 can generally be determined by a person of ordinary skill. A proposed  
5 effective daily dose range for an acetylcholinesterase inhibitor in combination with a compound of formula 1 is from about 0.01 to about 10 mg/kg body weight. The effective daily amount of the compound of formula 1 generally will be between about 0.0001 to about 10 mg/kg body weight. In some instances the amount of acetylcholinesterase inhibitor and/or the amount of the compound of formula 1 in the combination may be less than would be required on an individual  
10 basis to achieve the same desired effect in treating Alzheimer's disease, mild cognitive impairment, or age-related cognitive decline.

The present invention also provides for combining a compound of formula 1 with neuroprotectants, for example NMDA receptor antagonists, for treatment of Huntington's disease, stroke, spinal cord trauma, traumatic brain injury, multiinfarct dementia, epilepsy,  
15 amyotrophic lateral sclerosis, pain, viral induced dementia for example AIDS induced dementia, migraine, hypoglycemia, urinary incontinence, brain ischemia, multiple sclerosis, Alzheimer's disease, senile dementia of the Alzheimer's type, mild cognitive impairment, age-related cognitive decline, emesis, corticobasal degeneration, dementia pugilistica, Down's syndrome, myotonic dystrophy, Niemann-Pick disease, Pick's disease, prion disease with  
20 tangles, progressive supranuclear palsy, lower lateral sclerosis, or subacute sclerosing panencephalitis. Examples of NMDA receptor antagonists that can be used in the present invention include (1S,2S)-1-(4-hydroxyphenyl)-2-(4-hydroxy-4-phenylpiperidin-1-yl)-1-propanol (U.S. Patent 5,272,160), eliprodil (U.S. Patent 4,690,931), and gavestenel (U.S. Patent 5,373,018). Other NMDA receptor antagonists, which can also be used in the present  
25 invention, are described in U.S. Patent 5,373,018; U.S. Patent 4,690,931; U.S. Patent 5,272,160; U.S. Patent 5,185,343; U.S. Patent 5,356,905; U.S. Patent 5,744,483; WO 97/23216; WO 97/23215; WO 97/23214; WO 96/37222; WO 96/06081; WO 97/23458; WO 97/32581; WO 98/18793; WO 97/23202; and U.S. Serial No. 08/292,651 (filed August 18, 1994). The aforementioned patents and patent applications are each hereby incorporated by  
30 reference in their entireties.

The effective daily amount of the compound of formula 1 in the combination with an NMDA receptor antagonist generally will be between about 0.0001 to about 10 mg/kg body weight. The amount of the NMDA receptor antagonist contemplated for use in combination with a compound of formula 1 for treatment of any of the aforementioned disorders, for  
35 example Alzheimer's disease, is generally within the range of from about 0.02 mg/kg/day to about 10 mg/kg/day. However, in some instances, the amount of the NMDA antagonist and/or

the amount of the compound of formula 1 in the combination may be less than would be required on an individual basis to achieve the same desired effect in treating said disorders.

The subject invention also provides for combining a compound of formula 1 with certain substances capable of treating a stroke or traumatic brain injury, such as TPA, NIF, or potassium channel modulators, for example BMS-204352. Such combinations are useful for treating neurodegenerative disorders such as stroke, spinal cord trauma, traumatic brain injury, multiinfarct dementia, epilepsy, pain, Alzheimer's disease, and senile dementia, for example.

For the above-described combination therapies and pharmaceutical compositions, the effective amounts of the compound of the invention and of the other agent can generally be determined by those of ordinary skill in the art, based on the effective amounts for the compounds described herein and those known or described for the other agent known in the art, for example the amounts described in the above-recited patents and patent application incorporated herein. The formulations and routes of administration for such therapies and compositions can be based on the information described herein for compositions and therapies comprising a compound of the invention as the sole active agent and on information provided for the other agent in combination therewith.

A specific compound of formula 1 can be determined to inhibit cdk2, cdk5, or GSK-3 using biological assays known to those of ordinary skill in the art, for example the assays described below.

The specific activity of a compound of formula 1 for inhibition of cdk5 or cdk2 can, for example, be ascertained by means of the following assays using materials available to those of ordinary skill in the art:

Enzyme activities can be assayed as the incorporation of [33P] from the gamma phosphate of [33P]ATP (Amersham, cat. no. AH-9968) into biotinylated peptide substrate PKTPKKAKKL. In such an assay, reactions are carried out in a buffer containing 50mM Tris-HCl, pH 8.0; 10mM MgCl<sub>2</sub>, 0.1mM Na<sub>3</sub>VO<sub>4</sub>, and 1mM DTT. The final concentration of ATP is about 0.5uM (final specific radioactivity of 4uCi/nmol), and the final concentration of substrate 0.75uM. Reactions, initiated by the addition of either cdk5 and activator protein p25 or cdk2 and activator cyclin E, may be carried out at room temperature for about 60 minutes. Reactions are stopped by addition of 0.6 volume of buffer containing (final concentrations): 2.5mM EDTA, 0.05%Triton-X 100, 100uM ATP, and 1.25 mg/ml streptavidin coated SPA beads (Amersham cat. no. RPNQ0007). Radioactivity associated with the beads is quantified by scintillation counting.

The specific activity of a compound of formula 1 for inhibition of GSK-3 can be determined in both cell-free and cell-based assays, both of which are described in the art (see,

for example, WO 99/65897). A cell-free assay can be carried out in general by incubating GSK-3 with a peptide substrate, radiolabeled ATP (such as, for example,  $\gamma^{33}\text{P}$ - or  $\gamma^{32}\text{P}$ -ATP, both available from Amersham, Arlington Heights, Illinois), magnesium ions, and the compound to be assayed. The mixture is incubated for a period of time to allow incorporation of radiolabeled phosphate into the peptide substrate by GSK-3 activity. The reaction mixture is washed to remove unreacted radiolabeled ATP, typically after first transferring all or a portion of the enzyme reaction mixture to a well that contains a uniform amount of a ligand that is capable of binding to the peptide substrate. The amount of  $^{33}\text{P}$  or  $^{32}\text{P}$  remaining in each well after washing is then quantified to determine the amount of radiolabeled phosphate incorporated into the peptide substrate. Inhibition is observed as a reduction, relative to a control, in the incorporation of radiolabeled phosphate into the peptide substrate. An example of a suitable GSK-3 peptide substrate for an assay is the SGSG-linked CREB peptide sequence, derived from the CREB DNA binding protein, described in Wang, et al., *Anal. Biochem.*, 220:397-402 (1994). Purified GSK-3 for an assay may, for example, be obtained from cells transfected with a human GSK-3 $\beta$  expression plasmid as described in, for example Stambolic, et al., *Current Biology* 6:1664-68 (1996). WO 99/65897; Wang, et al., and Stambolic, et al. are incorporated in their entireties herein by reference.

Another example of a GSK-3 assay, similar to the one described in the preceding paragraph is as follows: Enzyme activities are assayed as the incorporation of [ $^{33}\text{P}$ ] from gamma phosphate of [ $^{33}\text{P}$ ]ATP (Amersham, cat. No. AH-9968) into biotinylated peptide substrate PKTPKKAKKL. Reactions are carried out in a buffer containing 50mM Tris-HCl, pH 8.0; 10mM  $\text{MgCl}_2$ , 0.1mM  $\text{Na}_3\text{VO}_4$ , and 1mM DTT. The final concentration of ATP is 0.5 $\mu\text{M}$  (final specific radioactivity of 4 $\mu\text{Ci/nmol}$ ), and the final concentration of substrate is 0.75 $\mu\text{M}$ . Reactions, initiated by the addition of enzyme, are carried out at room temperature for about 60 minutes. Reactions are stopped by addition of 0.6 volume of buffer containing (final concentrations): 2.5mM EDTA, 0.05% Triton-X 100, 100 $\mu\text{M}$  ATP, and 1.25 mg/ml streptavidin coated SPA beads (Amersham cat. No. RPNQ0007). Radioactivity associated with the beads is quantified by scintillation counting.

All of the title compounds of the following Examples had an  $\text{IC}_{50}$  inhibiting peptide substrate phosphorylation of less than about 50  $\mu\text{M}$  when assayed for cdk5 inhibition according to the preceding assay.

Several of the title compounds of the following Examples were assayed for GSK-3 inhibition using an assay such as that described above, and all tested had an  $\text{IC}_{50}$  for inhibition of GSK-3 $\beta$  of less than about 50  $\mu\text{M}$ .



The following Examples illustrate the present invention. It is to be understood, however, that the invention, as fully described herein and as recited in the claims, is not intended to be limited by the details of the following Examples.

In the following Examples "TFA" indicates "trifluoroacetic acid", "THF" indicates "tetrahydrofuran", "MPLC" indicates "medium pressure liquid chromatography", "TLC" indicates "thin layer chromatography", "KOBU" indicates "potassium-*t*-butoxide", "DMSO" is "dimethyl sulfoxide", and "EtOAc" is "ethyl acetate". "MS", as in, for example, "Powdered 4 Å MS" is "molecular sieve".

### EXAMPLES

#### 10 Example 1. (5-Cyclobutyl-1H-pyrazol-3-yl)-(4-nitro-phenyl)-amine

##### Step 1. 3-Cyclobutyl-N-(4-nitro-phenyl)-3-oxo-thiopropionamide

To a stirring solution of lithium bis(trimethylsilyl)amide (3.6 mL, 3.6 mmol, 1.0 M in tetrahydrofuran) in tetrahydrofuran at -78 °C (acetone/CO<sub>2</sub> bath) was added a solution of methyl cyclobutyl ketone (400 uL, 360 mg, 3.6 mmol) in 10 mL of tetrahydrofuran. After 1 hr  
15 4-nitro-phenyl isothiocyanate (328 mg, 1.8 mmol) was added in one portion. The reactant was allowed to slowly warm to rt overnight. After 16 hr the reaction was quenched with NH<sub>4</sub>Cl, diluted with CH<sub>2</sub>Cl<sub>2</sub>. The layers were separated and the aqueous layer was extracted with CH<sub>2</sub>Cl<sub>2</sub>, dried over MgSO<sub>4</sub> and concentrated under reduced pressure. Purification of this material was accomplished by MPLC using the Biotage Flash system eluting with a gradient  
20 of hexanes through 50 % EtOAc/ hexanes. The product-containing fractions were collected and concentrated to give 3-cyclobutyl-N-(4-nitro-phenyl)-3-oxo-thiopropionamide (266 mg, 53 % yield) as a yellow oil. R<sub>f</sub> = 0.54 (30% acetone/hexanes); <sup>1</sup>H NMR (400 MHz, CDCl<sub>3</sub>) δ 2.35-1.80 (m, 6H), 3.41 (dddd, J=8.2, 8.2, 7.9, 7.9 Hz, 1H), 4.04 (s, 2H), 7.70 (d, 8.7 Hz, 1H), 8.11 (d, 9.1 Hz, 2H), 8.23 (d, 9.2 Hz, 2H); LRMS *m/z* (APCI<sup>+</sup>) 279 (M+1).

##### 25 Step 2

To a stirring solution of 3-Cyclobutyl-N-(4-nitro-phenyl)-3-oxo-thiopropionamide from Step 1 (266 mg, 0.95 mmol) in 2 mL of EtOH was added 150 uL of acetic acid follow by anhydrous hydrazine (283 uL, 306 mg, 9.6 mmol). The reaction was heated to 71 °C for 2 hr and then cooled to rt. The reaction was then quenched with aqueous NaHCO<sub>3</sub> diluted with  
30 EtOAc and then the layers were separated. The organic layer was washed with water and the aqueous layer was back extracted with CH<sub>2</sub>Cl<sub>2</sub>. The combined organic layers were dried over MgSO<sub>4</sub>, filtered and concentrated under reduced pressure. Purification of this material was accomplished by MP LC using the Biotage Flash system eluting with a gradient of hexanes through 50 % acetone/ hexanes. The product containing fractions were collected and  
35 concentrated to give (5-cyclobutyl-1H-pyrazol-3-yl)-(4-nitro-phenyl)-amine (216 mg, 88%) as a tan solid. R<sub>f</sub> 0.36 (30% acetone/hexanes); <sup>1</sup>H NMR (400 MHz, CDCl<sub>3</sub>) δ 1.84-2.22 (m, 4H),

2.38-2.42 (m, 2H), 3.50 (dddd, J=8.7, 8.7, 8.2, 8.2Hz, 1H), 5.91 (s, 1H), 7.16 (d, J=7.1Hz, 2H), 8.12 (d, J=7.1Hz, 2H). LRMS  $m/z$  (APCI<sup>+</sup>) 259.3 (M+1).

**Example 2. (5-Cyclobutyl-2H-pyrazol-3-yl)-naphthalen-2-yl-amine**

5 The title compound was prepared according to the method for Example 1, using analogous reactants.

<sup>1</sup>HNMR (400MHz, CDCl<sub>3</sub>), δ 1.75-1.98 (m, 2H), 2.04-2.19 (m, 2H), 2.20-2.28 (m, 2H), 3.26 (dddd, J=8.7, 8.7, 8.3, 8.3Hz, 1H), 5.96 (s, 1H), 7.18 (dd, J=9.1, 8.7Hz, 1H), 7.31 (d, J=7.8Hz, 1H), 7.37 (d, J=7.9Hz, 1H), 7.53 (s, 1H), 7.61-7.71 (m, 3H). LRMS  $m/z$  (APCI<sup>+</sup>) 264 (M+1).

10 **Example 3. (5-Cyclobutyl-2H-pyrazol-3-yl)-naphthalen-1-yl-amine**

The title compound was prepared according to the method for Example 1, using analogous reactants.

R<sub>f</sub> 0.35 (50% EtOAc/Hexane), <sup>1</sup>H NMR (400MHz, CDCl<sub>3</sub>) δ 1.75-1.98 (m, 2H), 2.04-2.19 (m, 2H), 2.20-2.28 (m, 2H), 3.36-3.44 (dddd, J=8.7, 8.7, 8.7, 8.7Hz, 1H), 5.92 (s, 1H), 15 7.31-7.44 (m, 5H), 7.80 (d, J=8.31 Hz, 1H), 8.98 (d, J=8.72 Hz, 1H). LRMS  $m/z$  (APCI<sup>+</sup>) 264 (M+1).

**Example 4. N-(5-Cyclobutyl-2H-pyrazol-3-yl)-N',N'-dimethyl-naphthalene-1,4-diamine**

20 The title compound was prepared according to the method for Example 1, using analogous reactants.

<sup>1</sup>HNMR (400MHz, CDCl<sub>3</sub>), δ 1.73-1.90 (m, 2H), 2.09-2.28 (m, 4H), 2.85 (s, 6H), 3.37 (dddd, J=8.7, 8.7, 8.3, 8.3Hz, 1H), 5.81 (s, 1H), 7.02 (d, J=8.3Hz, 1H), 7.36 (d, J=7.8Hz, 1H), 7.40 (dd, J=6.6, 6.6Hz, 1H), 7.51 (dd, J=4.8, 4.8Hz, 1H), 8.04 (d, J=8.3Hz, 1H), 8.30 (d, J=8.3Hz, 1H). <sup>13</sup>C NMR (100MHz, CDCl<sub>3</sub>), δ 153.4, 150.2, 145.5, 135.1, 129.9, 127.7, 128.6, 25 124.7, 122.1, 114.7, 113.4, 91.5, 45.8, 32.3, 29.5, 18.9. LRMS  $m/z$  (APCI<sup>+</sup>) 307.3 (M+1).

**Example 5. (3-Benzyloxy-phenyl)-(5-cyclobutyl-2H-pyrazol-3-yl)-amine**

The title compound was prepared according to the method for Example 1, using analogous reactants.

30 <sup>1</sup>HNMR (400MHz, CDCl<sub>3</sub>), δ 1.82-2.00 (m, 2H), 2.09-2.20 (m, 2H), 2.24-2.32 (m, 2H), 3.41 (dddd, J=8.7, 8.7, 8.3, 8.3Hz, 1H), 5.01 (s, 2H), 5.88 (s, 1H), 6.47 (bs, 1H), 6.50 (dd, J=7.5, 1.6Hz, 1H), 6.67 (dd, J=9.5, 1.6Hz, 1H), 6.81 (dd, J=2.0, 2.0Hz, 1H), 7.14 (dd, J=7.9, 8.3Hz, 1H), 7.31-7.43 (m, 5H). LRMS  $m/z$  (APCI<sup>+</sup>) 320.4 (M+1).

**Example 6. (4-Chloro-benzy)-(5-cyclobutyl-2H-pyrazol-3-yl)-amine**

35 The title compound was prepared according to the method for Example 1, using analogous reactants.

<sup>1</sup>HNMR (400MHz, CDCl<sub>3</sub>), δ 1.85-2.15 (m, 4H), 2.26-2.32 (m, 2H), 3.39 (dddd, J=8.7, 8.7, 8.3, 8.3Hz, 1H), 4.29 (s, 2H), 5.41 (s, 1H), 5.80 (bs, 2H), 7.26 (7.31 (m, 4H). LRMS *m/z* (APCI<sup>+</sup>) 262.3 (M+1).

**Example 7. (3-Bromo-phenyl)-(5-cyclobutyl-2H-pyrazol-3-yl)-amine**

5 The title compound was prepared according to the method for Example 1, using analogous reactants.

<sup>1</sup>HNMR (400MHz, CDCl<sub>3</sub>), δ 1.82-1.99 (m, 2H), 2.06-2.17 (m, 2H), 2.21-2.29 (m, 2H), 3.39 (dddd, J=8.8, 8.8, 8.8, 8.8Hz, 1H), 5.86 (s, 1H), 6.78 (bs, 1H), 6.98-6.92 (m, 2H), 7.04 (dd, J=7.9, 7.8Hz, 1H), 7.24 (s, 1H), 9.80 (bs, 1H). LRMS *m/z* (APCI<sup>+</sup>) 292.3, 294.2 (M+1).

10 **Example 8. [5-(1,4-Dioxa-spiro[4.4]non-7-yl)-1H-pyrazol-3-yl]-(3-trifluoromethyl-phenyl)-amine**

The title compound was prepared according to the method for Example 1, using analogous reactants.

15 <sup>1</sup>HNMR (400MHz, CDCl<sub>3</sub>), δ 1.72-2.16 (m, 5H), 2.25 (ddd, J=13.7, 8.7, 0 Hz, 1H), 3.26 (dddd, J=8.3, 8.2, 8.2, 7.8Hz, 1H), 3.91-3.97 (m, 4H), 5.83 (s, 1H), 6.71 (bs, 1H), 7.06-7.32 (m, 4H), 9.0 (bs, 1H). LRMS *m/z* (APCI<sup>+</sup>) 354.1 (M+1).

**Example 9. (2-Chloro-4-nitro-phenyl)-(5-cyclobutyl-2H-pyrazol-3-yl)-amine**

The title compound was prepared according to the method for Example 1, using analogous reactants.

20 R<sub>f</sub> 0.35 (30% EtOAc/Hexane), <sup>1</sup>H NMR (400MHz, CDCl<sub>3</sub>), δ 1.90-2.23 (m, 4H), 2.36-2.44 (m, 2H), 3.48-3.57 (dddd, J=8.3, 8.3, 8.3, 8.3Hz, 1H), 5.96 (s, 1H), 7.72-7.76 (d, 1H), 8.05-8.08 (d, 1H), 8.26 (s, 1H). LRMS *m/z* (APCI<sup>+</sup>) 293 (M+1).

**Example 10. (3,5-Bis-trifluoromethyl-phenyl)-(5-cyclobutyl-2H-pyrazol-3-yl)-amine**

25 The title compound was prepared according to the method for Example 1, using analogous reactants.

R<sub>f</sub> 0.35 (30% EtOAc/Hexane), <sup>1</sup>H NMR (400MHz, CDCl<sub>3</sub>), δ 1.80-2.21 (m, 4H), 2.31-2.40 (m, 2H), 3.47-3.51 (dddd, J=8.7, 8.7, 8.7, 8.7Hz, 1H), 5.83 (s, 1H), 7.26 (s, 1H), 7.56 (s, 1H), 7.56 (s, 1H). LRMS *m/z* (APCI<sup>+</sup>) 350 (M+1).

30 **Example 11. 4-(5-Cyclobutyl-2H-pyrazol-3-ylamino)-benzonitrile**

The title compound was prepared according to the method for Example 1, using analogous reactants.

35 R<sub>f</sub> 0.38 (50% EtOAc/ Hexane), <sup>1</sup>H NMR (400 MHz, CD<sub>3</sub>OD), δ 1.88-2.11 (m, 2H), 2.15-2.25 (m, 2H), 2.32-2.40 (m, 2H), 3.49-3.57 (dddd, J=8.3, 8.3, 8.3, 8.3Hz, 1H), 5.85 (s, 1H), 7.22-7.25 (dd, J=2.5 Hz, 2H), 7.46-7.49 (dd, J=2.5 Hz, 2H). LRMS *m/z* (APCI<sup>+</sup>) 239

(M+1).

**Example 12. (5-Cyclobutyl-2H-pyrazol-3-yl)-(3-fluoro-phenyl)-amine**

The title compound was prepared according to the method for Example 1, using analogous reactants.

5         $R_f$  0.30 (50% EtOAc/ Hexane),  $^1\text{H NMR}$  (500 MHz,  $\text{CDCl}_3$ ),  $\delta$  1.86-2.04 (m, 2H), 2.12-2.19 (m, 2H), 2.30-2.36 (m, 2H), 3.43-3.49 (dddd,  $J=8.8, 8.8, 8.8, 8.8\text{Hz}$ , 1H), 5.89 (s, 1H), 6.53-6.57 (m, 1H), 6.80-6.82 (m, 1H), 6.91-6.94 (m, 1H), 7.14-7.19 (m, 1H). LRMS  $m/z$  (APCI $^+$ ) 232 (M+1).

**Example 13. (2-Bromo-phenyl)-(5-cyclobutyl-2H-pyrazol-3-yl)-amine**

10        The title compound was prepared according to the method for Example 1, using analogous reactants.

$R_f$  0.33 (30% EtOAc/ Hexane).  $^1\text{HNMR}$  (400 MHz,  $\text{CDCl}_3$ ),  $\delta$  1.90-2.12 (m, 2H), 2.13-2.22 (m, 2H), 2.33-2.41 (m, 2H), 3.44-3.51 (dddd,  $J=8.3, 8.3, 8.3, 8.3\text{Hz}$ , 1H), 5.90 (s, 1H), 6.69-6.73 (dd,  $J=6.6, 6.6\text{Hz}$ , 1H), 7.18-7.22 (dd,  $J=5.8, 5.8\text{Hz}$ , 1H), 7.47-7.49 (d, 1H), 7.598-  
15        7.59 (d, 1H). LRMS  $m/z$  (APCI $^+$ ) 292 (M+1).

**Example 14. (5-Cyclobutyl-2H-pyrazol-3-yl)-(3,5-dichloro-phenyl)-amine**

The title compound was prepared according to the method for Example 1, using analogous reactants.

$R_f$  0.50 (50% EtOAc/ Hexane),  $^1\text{H NMR}$  ( $\text{CDCl}_3$ ),  $\delta$  1.86-2.07 (m, 2H), 2.09-2.19 (m,  
20        2H), 2.29-2.38 (m, 2H), 3.42-3.50 (dddd,  $J=8.5, 8.5, 8.5, 8.5\text{Hz}$ , 1H), 5.84 (s, 1H), 6.80 (s, 1H), 6.98 (s, 1H), 6.98 (s, 1H). LRMS  $m/z$  (APCI $^+$ ) 282 (M+1).

**Preparation 1.1. 2-Cyano-3-cyclobutyl-3-oxo-propionic acid ethyl ester**

To anhydrous  $\text{MgCl}_2$  (22.3 g, 0.19 mmol) in 320 mL of  $\text{CH}_3\text{CN}$  at 0 °C was added ethyl cyanoacetate (21.5 g, 0.19 mmol). After 15 min  $\text{Et}_3\text{N}$  (52.0 mL, 38.0 g, 0.37 mmol) was  
25        added via syringe. The reaction was allowed to stir an additional 15 min and then cyclobutane carbonyl chloride (21.0 mL 22.3 g, 0.19 mmol) was added over a five min period. The reaction was allowed to slowly warm to rt over 20 hr. The reaction was then cooled to 0 °C, quenched with aqueous 0.5 M HCl, and then diluted with 150 mL of  $\text{Et}_2\text{O}$ . The aqueous layer was extracted with  $\text{Et}_2\text{O}$  (3x150 mL) and then the combined organic layers were washed  
30        with 150 mL of brine, dried over  $\text{MgSO}_4$ , filtered and concentrated to give a yellow-orange oil. This material was purified by vacuum distillation (95-105 °C, 2-3 mm) to give the title compound in a quantitative yield and as a colorless oil.

$^1\text{H NMR}$  (400MHz,  $\text{CDCl}_3$ ),  $\delta$  1.32-1.36 (t, 3H), 1.88-2.09 (m, 2H), 2.21-2.28 (m, 2H), 2.32-2.43 (m, 2H), 3.64-3.69 (dddd,  $J=8.5, 8.5, 8.5, 8.5\text{Hz}$ , 1H), 4.28-4.34 (q, 2H), 13.81 (s,  
35        1H).

**Preparation 2.1. 2-Cyano-3-oxo-pentanoic acid ethyl ester**

The title compound was prepared according to the method for Preparation 1.1, using analogous reactants.

<sup>1</sup>H NMR (400MHz, CDCl<sub>3</sub>), δ 1.23-1.27 (t, 3H), 1.34-1.37 (t, 3H), 2.61-2.66 (q, 2H),  
5 4.30-4.35 (q, 2H), 13.70 (s, 1H). LRMS *m/z* (APCI<sup>+</sup>) 168 (M-1).

**Preparation 1.2. 3-Cyclobutyl-3-oxo-propionitrile**

To 2-cyano-3-cyclobutyl-3-oxo-propionic acid ethyl ester (Preparation 1.1) in 40 mL of DMSO was added 2 mL of H<sub>2</sub>O and then the reaction was heated to 118 °C. After 35 min the reaction was cooled in an ice water bath and then quenched with a saturated solution of NaCl.  
10 This reaction mixture was further diluted with H<sub>2</sub>O and CH<sub>2</sub>Cl<sub>2</sub> and the layers were separated. The aqueous layer was extracted with CH<sub>2</sub>Cl<sub>2</sub>. The combined organic layers were dried over MgSO<sub>4</sub>, filtered and concentrated under reduced pressure to give the title compound of Preparation 1.2 as a yellow oil. This material was used without further purification.

<sup>1</sup>H NMR (400MHz, CDCl<sub>3</sub>), δ 1.83-2.17 (m, 2H), 2.19-2.30 (m, 2H), 2.31-2.55 (m, 2H),  
15 3.39 (s, 2H), 3.39-3.43 (dddd, J=8.5, 8.5, 8.5, 8.5Hz, 1H). LRMS *m/z* (APCI<sup>+</sup>) 122 (M-1).

**Preparation 1.3. 5-Cyclobutyl-2-(4-methoxy-benzyl)-2H-pyrazol-3-ylamine**

To crude 3-cyclobutyl-3-oxo-propionitrile prepared above in 515 mL of EtOH was added 4-methoxy-benzyl-hydrazine (12.6 g, 82.9 mmol) and the reaction was heated to reflux (oil bath at 85 ° C). After 2 hr the reaction was cooled to rt and concentrated under reduced  
20 pressure to give a viscous oil. Purified of this material was accomplished by MPLC using the Biotage Flash 45S system eluting with a gradient of 10% and 20% EtOAc/ hexanes. The product containing fractions were collected and concentrated to give the title compound (10.2 g, 77% yield over 2 steps) as a colorless solid.

R<sub>f</sub> 0.3 (40% EtOAc/Hexane), <sup>1</sup>H NMR (400MHz, CDCl<sub>3</sub>), δ 1.85-2.00 (m, 2H), 2.12-  
25 2.20 (m, 2H), 2.25-2.31 (m, 2H), 3.41-3.46 (dddd, J=8.1, 8.1, 8.1, 8.1Hz, 1H), 3.76 (s, 3H), 5.07 (s, 2H), 5.46 (s, 1H), 6.82-6.84 (d, J=6.64 Hz, 2H), 7.07-7.09 (d, J=6.64 Hz, 2H). LRMS *m/z* (APCI<sup>+</sup>) 258 (M+1).

**Preparation 2.3. 5-Ethyl-2-(4-methoxy-benzyl)-2H-pyrazol-3-ylamine**

The title compound was prepared according to the method for Preparation 1.3, using  
30 Preparation 2.1 instead of Preparation 1.1.

R<sub>f</sub> 0.4 (50% EtOAc/Hexane), <sup>1</sup>H NMR (400MHz, CDCl<sub>3</sub>), δ 1.16-1.20 (t, 3H), 2.49-2.55 (q, 2H), 3.74 (s, 3H), 5.05 (s, 2H), 5.36 (s, 1H), 6.80-6.82 (d, 2H), 7.06-7.08 (d, 2H). LRMS *m/z* (APCI<sup>+</sup>) 232 (M+1).

**Preparation 1.4. [5-Cyclobutyl-2-(4-methoxy-benzyl)-2H-pyrazol-3-yl]-(6-methoxy-pyridin-2-yl)-amine**  
35

**Procedure A:** A dry toluene solution of 5-Cyclobutyl-2-(4-methoxy-benzyl)-2H-pyrazol-3-ylamine (Preparation 1.3, 2.27g, 8.83mmol), 2-chloro-6-methoxy pyridine (1.06g, 7.36mmol), sodium tert-butoxide (1.09g, 10.3mmol), 2-(dicyclohexylphosphino)-biphenyl (258mg, 0.736mmol), and palladium acetate (165mg, 0.736mmol), was heated to 120 °C for an hour and then cooled to rt. The reaction was then filtered through Celite pad and the filtrate was concentrated down and chromatographed using the Biotage Flash 45S system eluting with 20% EtOAc/hexanes to give the title compound of Preparation 1.4 as a peach colored solid (2g, 74% yield).

R<sub>f</sub> 0.25 (20% EtOAc/Hexane), <sup>1</sup>H NMR (400MHz, CDCl<sub>3</sub>), δ 1.82-2.00 (m, 2H), 2.11-2.34 (m, 4H), 3.45-3.66 (dddd, J=8.7, 8.7, 8.7, 8.7Hz, 1H), 3.71 (s, 3H), 3.80 (s, 3H), 5.10 (s, 2H), 6.01-6.03 (d, 1H), 6.07 (s, 1H), 6.14-6.16 (d, 1H), 6.75-6.78 (d, J=6.65 Hz, 2H), 7.03-7.06 (d, J=8.72 Hz, 2H), 7.29-7.33 (apt, 1H). LRMS *m/z* (APCI<sup>+</sup>) 365 (M+1).

**Procedure B.** Cesium carbonate (296mg, 0.454mmol) was flame dried in a reaction flask and 3.9ml of dry toluene was then transferred followed by 200mg (0.778mmol) of 5-Cyclobutyl-2-(4-methoxy-benzyl)-2H-pyrazol-3-ylamine (Preparation 1.3). The resulting mixture was stirred at rt for 10min followed by the additions of 2-chloro-6-methoxy pyridine (93.2mg, 0.648mmol), 2-(dicyclohexylphosphino)-biphenyl (11.7mg, 0.0334mmol) and palladium acetate (3.6mg, 0.0162mmol). Refluxing under nitrogen overnight took the reaction to completion. Filtration through Celite, concentration of the filtrate, and chromatography as in procedure A yielded the title compound of Preparation 1.4 (120mg, 51% yield) as a solid.

**Procedure C.** To a dry toluene (1.95ml) solution of 5-Cyclobutyl-2-(4-methoxy-benzyl)-2H-pyrazol-3-ylamine (Preparation 1.3, 100mg, 0.389mmol) was added 1.0M potassium t-butoxide (628μl, 0.628mmol) at rt. After 5min stirring, 3-bromo-anisole (60mg, 0.324mmol), 2-(dicyclohexylphosphino)-biphenyl (23mg, 0.065mmol), and palladium acetate (7.5mg, 0.032mmol) were added and the reaction was heated to 105 °C for 6 hours when the reaction went to completion. The reaction was cooled to rt, filtered through Celite, and chromatographed as in the procedure A to give the title compound of Preparation 1.4 (72mg, 61% yield) as a viscous gum.

R<sub>f</sub> 0.30 (30% EtOAc/hexanes), <sup>1</sup>H NMR (400MHz, CDCl<sub>3</sub>), δ 1.86-2.04 (m, 2H), 2.12-2.19 (m, 2H), 2.30-2.36 (m, 2H), 3.54 (dddd, J=8.8, 8.8, 8.8, 8.8Hz, 1H), 3.73 (s, 3H), 3.77 (s, 3H), 5.12 (s, 2H), 5.98 (s, 1H), 6.29 (d, J=10.7Hz, 1H), 6.32-6.35 (m, 1H), 6.40-6.43 (m, 1H), 6.82 (d, J=6.6Hz, 2H), 7.10 (d, J=8.3Hz, 2H), 7.25 (s, 1H). LRMS *m/z* (APCI<sup>+</sup>) 364.2 (M+1).

**Preparation 2.4. [5-Ethyl-2-(4-methoxy-benzyl)-2H-pyrazol-3-yl]-(6-methoxy-pyridin-2-yl)-amine**

The title compound was prepared according to the method for Preparation 1.4, using Preparation 2.3 instead of Preparation 1.3.

R<sub>f</sub> 0.28 (25% EtOAc/Hexane), <sup>1</sup>H NMR (400MHz, CDCl<sub>3</sub>), δ 1.22-1.26 (t, 3H), 2.60-2.66 (q, 2H), 3.74 (s, 3H), 3.82 (s, 3H), 5.12 (s, 2H), 6.01-6.02 (d, 1H), 6.04 (s, 1H), 6.16-6.18 (d, 1H), 6.79-6.81 (d, J=6.64 Hz, 2H), 7.07-7.09 (d, J=6.64 Hz, 2H), 7.32-7.36 (apt, 1H). LRMS *m/z* (APCI<sup>+</sup>) 339 (M+1).

5        **Example 15. (5-Cyclobutyl-2H-pyrazol-3-yl)-(3-methoxy-phenyl)-amine**

To [5-Cyclobutyl-2-(4-methoxy-benzyl)-2H-pyrazol-3-yl]-(3-methoxy-phenyl)-amine (Preparation 1.4, 120 mg, 0.331 mmol) was added neat trifluoro acetic acid (2.0 mL) and the reaction was heated to 70 °C. After 48 hr the reaction was cooled to rt and concentrated under reduced pressure. Purification of this material was accomplished by MPLC using the  
10        Biotage Flash system eluting with 40% EtOAc/hexanes. The product-containing fractions were collected and concentrated to give the title compound (30 mg, 37 % yield).

R<sub>f</sub> 0.35 (75% EtOAc/Hexane), <sup>1</sup>H NMR (400MHz, CDCl<sub>3</sub>), δ 1.80-2.03 (m, 2H), 2.12-2.17 (m, 2H), 2.29-2.33 (m, 2H), 3.40-3.48 (dddd, J=8.3, 8.3, 8.3, 8.3Hz, 1H), 3.77 (s, 3H), 5.88 (s, 1H), 6.41-6.43 (d, J=10.4 Hz, 1H), 6.65-6.68 (m, 1H), 6.71-6.72 (m, 1H), 7.11-7.15  
15        (apt, 1H). LRMS *m/z* (APCI<sup>+</sup>) 244 (M+1).

**Example 16. (5-Cyclobutyl-2H-pyrazol-3-yl)-(6-trifluoromethyl-pyridin-2-yl)-amine**

The title compound was made according to the method for Example 15, using analogous reactants.

20        R<sub>f</sub> 0.50 (10% MeOH/CH<sub>2</sub>Cl<sub>2</sub>), <sup>1</sup>H NMR (400MHz, CD<sub>3</sub>OD), δ 1.86-2.19 (m, 2H), 2.21-2.32 (m, 2H), 2.32-2.39 (m, 2H), 3.51-3.57 (dddd, J=8.7, 8.7, 8.7, 8.7Hz, 1H), 6.15 (s, 1H), 7.10 (d, J=9.13 Hz, 1H), 7.73-7.76 (d, J=8.72 Hz, 1H), 8.38 (s, 1H). LRMS *m/z* (APCI<sup>+</sup>) 283 (M+1).

**Example 17. (5-Cyclobutyl-2H-pyrazol-3-yl)-(3-trifluoromethyl-phenyl)-amine**

25        The title compound was made according to the method for Example 15, using analogous reactants.

R<sub>f</sub> 0.30 (40% EtOAc/Hexane), <sup>1</sup>H NMR (400MHz, CDCl<sub>3</sub>), δ 1.92-2.26 (m, 4H), 2.38-2.46 (m, 2H), 3.50-3.58 (dddd, J=8.3, 8.3, 8.3, 8.3Hz, 1H), 6.01 (s, 1H), 7.31-7.47 (m, 4H). LRMS *m/z* (APCI<sup>+</sup>) 282 (M+1).

30        **Example 18. N-(5-Cyclobutyl-2H-pyrazol-3-yl)-N',N'-dimethyl-benzene-1,3-diamine**

The title compound was made according to the method for Example 15, using analogous reactants.

35        R<sub>f</sub> 0.50 (5% MeOH/CH<sub>2</sub>Cl<sub>2</sub>), <sup>1</sup>H NMR (400Mz, CDCl<sub>3</sub>), δ 1.91-2.18 (m, 2H), 2.20-2.30 (m, 2H), 2.35-2.43 (m, 2H). 3.11 (s, 6H), 3.48-3.56 (dddd, J=8.3, 8.3, 8.3, 8.3Hz, 1H), 6.13

(bs, 1H), 6.84-6.95 (m, 2H), 7.13-7.28 (m, 2H), 7.31-7.35 (apt, 1H). LRMS  $m/z$  (APCI<sup>+</sup>) 257 (M+1).

**Example 19. (5-Cyclobutyl-2H-pyrazol-3-yl)-quinolin-2-yl-amine**

5 The title compound was made according to the method for Example 15, using analogous reactants.

$R_f$  0.35 (70% EtOAc/Hexane), <sup>1</sup>H NMR (400MHz, CD<sub>3</sub>OD),  $\delta$  1.92-2.20 (m, 2H), 2.22-2.28 (m, 2H), 2.41-2.45 (m, 2H), 3.60-3.66 (dddd, J=8.3, 8.3, 8.3, 8.3Hz, 1H), 6.08 (s, 1H), 7.26-7.28 (d, J=9.54 Hz, 1H), 7.60-7.64 (m, 1H), 7.87-7.88 (m, 2H), 7.89-8.00 (d, J=7.46 Hz, 1H), 8.49-8.51 (d, 1H). LRMS  $m/z$  (APCI<sup>+</sup>) 265 (M+1).

10 **Example 20. (6-Chloro-pyridin-2-yl)-(5-cyclobutyl-2H-pyrazol-3-yl)-amine**

The title compound was made according to the method for Example 15, using analogous reactants.

15  $R_f$  0.40 (75% EtOAc/Hexane), <sup>1</sup>H NMR (400MHz, CD<sub>3</sub>OD),  $\delta$  1.98-2.21 (m, 2H), 2.24-2.34 (m, 2H), 2.42-2.49 (m, 2H), 3.62-3.68 (dddd, J=8.8, 8.8, 8.8, 8.8Hz, 1H), 6.18 (s, 1H), 6.87-6.89 (d, J=8.29 Hz, 1H), 7.05-7.07 (d, J=7.47 Hz, 1H), 7.72-7.76 (apt, 1H). LRMS  $m/z$  (APCI<sup>+</sup>) 249 (M+1).

**Example 21. (5-Cyclobutyl-2H-pyrazol-3-yl)-(6-methoxy-4-methyl-quinolin-2-yl)-amine**

20 The title compound was made according to the method for Example 15, using analogous reactants.

$R_f$  0.35 (75% EtOAc/Hexane), <sup>1</sup>H NMR (400MHz, CD<sub>3</sub>OD),  $\delta$  1.90-2.18 (m, 2H), 2.19-2.30 (m, 2H), 2.37-2.47 (m, 2H), 2.78 (s, 3H), 3.60-3.68 (dddd, J=8.7, 8.7, 8.7, 8.7Hz, 1H), 3.97 (s, 3H), 6.02 (s, 1H), 7.10 (s, 1H), 7.45 (s, 1H), 7.46 (d, 1H), 7.78-7.80 (d, 1H). LRMS  $m/z$  (APCI<sup>+</sup>) 309 (M+1).

25 **Example 22. (5-Cyclobutyl-2H-pyrazol-3-yl)-(3-trifluoromethoxy-phenyl)-amine**

The title compound was made according to the method for Example 15, using analogous reactants.

30  $R_f$  0.15 (30% EtOAc/Hexane), <sup>1</sup>H NMR (400MHz, CDCl<sub>3</sub>),  $\delta$  1.88-2.07 (m, 2H), 2.10-2.20 (m, 2H), 2.30-2.38 (m, 2H), 3.42-3.51 (dddd, J=8.3, 8.3, 8.3, 8.3Hz, 1H), 5.84 (s, 1H), 6.68-6.70 (d, 1H), 6.99-7.19 (m, 2H), 7.21-7.24 (apt, 1H). LRMS  $m/z$  (APCI<sup>+</sup>) 298 (M+1).

**Example 23. N-(5-Cyclobutyl-2H-pyrazol-3-yl)-N',N'-dimethyl-pyridine-2,6-diamine**

The title compound was made according to the method for Example 15, using analogous reactants.

35  $R_f$  0.50 (5% MeOH/CH<sub>2</sub>Cl<sub>2</sub>), <sup>1</sup>H NMR (400MHz, CDCl<sub>3</sub>),  $\delta$  1.82-2.01 (m, 2H), 2.11-2.21 (m, 2H), 2.26-2.33 (m, 2H), 3.06 (s, 6H), 3.42-3.48 (dddd, J=8.7, 8.7, 8.7, 8.7Hz, 1H),



5.83 (s, 1H), 5.93 (d, J=8.31 Hz, 1H), 6.09 (d, J=7.89 Hz, 1H), 7.29-7.33 (1H, apt). LRMS *m/z* (APCI<sup>+</sup>) 258 (M+1).

**Example 24. (5-Ethyl-2H-pyrazol-3-yl)-(6-methoxy-pyridin-2-yl)-amine**

5 The title compound was made according to the method for Example 15, using analogous reactants.

R<sub>f</sub> 0.20 (50% EtOAc/Hexane), <sup>1</sup>H NMR (400MHz, CDCl<sub>3</sub>), δ 1.20-1.28 (m, 3H), 2.60-2.68 (m, 2H), 3.90 (s, 3H), 6.25-6.27 (d, 1H), 6.45-6.47 (d, 1H), 6.54 (s, 1H), 7.42-7.46 (apt, 1H). LRMS *m/z* (APCI<sup>+</sup>) 219 (M+1).

**Example 25. (5-Cyclobutyl-2H-pyrazol-3-yl)-(6-methoxy-pyridin-2-yl)-amine**

10 The title compound was made according to the method for Example 15, using analogous reactants.

R<sub>f</sub> 0.30 (50%EtOAc/Hexane), <sup>1</sup>H NMR (400MHz, CDCl<sub>3</sub>), δ 1.87-2.23 (m, 4H), 2.33-2.41 (m, 2H), 3.46-3.55 (dddd, J=8.3, 8.3, 8.3, 8.3Hz, 1H), 3.93 (s, 3H), 6.26-6.28 (d, 1H), 6.46-6.47 (d, 1H), 6.57 (s, 1H), 7.43-7.47 (apt, 1H). LRMS *m/z* (APCI<sup>+</sup>) 245 (M+1).

**Preparation 3.1. 1,4-Dioxa-spiro[4.4]non-7-yl)-ethanone**

15 To a stirring solution of known nitrile (1.25 g, 8.17g)((Aust. J. Chem. 1994, 47, 1833) in tetrahydrofuran at rt was added a solution of methyl magnesium bromide (5.4 mL, 16.3 mmol, 3.0M in THF) followed by copper (I) bromide (23 mg, 0.16 mmol). The reaction was then heated to 65 °C. After 20 hr the reaction cooled to rt and then to 0 °C (ice/water bath) and quenched with a saturated solution of NH<sub>4</sub>Cl. This mixture was diluted with methylene chloride (100 mL) and the layers separated. The aqueous layer was extracted with methylene chloride (100 mL) and the combined organic layers were dried over MgSO<sub>4</sub>, filtered and concentrated under reduced pressure. Purification was accomplished by vacuum distillation (120 °C, 2 mm) to give the title compound (1.39 g, 51% yield) as a clear colorless oil.

25 <sup>1</sup>H NMR (400MHz, CDCl<sub>3</sub>), δ 1.79-2.08 (m, 6H), 2.15 (s, 3H), 2.99 (dddd, J=8.3Hz, 1H), 3.87-3.94 (m, 4H). LRMS *m/z* (APCI<sup>+</sup>) 171 (M+1).

**Preparation 3.2. 3-(1,4-Dioxa-spiro[4.4]non-7-yl)-3-oxo-N-(3-trifluoromethyl-phenyl)-thiopropionamide**

30 To a stirring solution of LiHMDS( 3.2 mL, 3.2 mmol 1 M in THF) in 20 mL of THF at -78 °C (acetone/CO<sub>2</sub>) was a precooled solution (-78 °C) of 1-(1,4-Dioxa-spiro[4.4]non-7-yl)-ethanone (Preparation 3.1, 500 mg, 2.94 mmol in 5 mL of THF) via cannula down the side of the flask. After 30 minutes, 1-isothiocyanato-3-trifluoromethyl-benzene (988 uL, 1.3 g, 6.5 mmol) was added dropwise via syringe. The resulting reaction was slowly allowed to warm to rt overnight. The reaction was then quenched with NaHCO<sub>3</sub>, diluted with EtOAc and the layers were separated. Purification of this material was accomplished by MPLC using the

35

Biotage Flash 45S system eluting with 20% EtOAc/toluene, followed by a second MPLC using the Biotage Flash 45S system eluting with 20% acetone/hexanes. The product-containing fractions were collected and concentrated to give the title compound (598 mg, 55% yield) as a yellow viscous gum.

5  $R_f$  0.3 (25% Acetone/ Hexanes).  $^1\text{HNMR}$  (400MHz,  $\text{CDCl}_3$ ),  $\delta$  1.84-1.87 (m, 2H), 1.95-2.20 (m, 2H), 2.64-2.70 (m, 1H), 3.28-3.32 (m, 1H), 3.89-4.05 (m, 4H), 3.92 (s, 2H), 7.50-7.54 (m, 2H), 7.93-7.97 (m, 1H), 8.13-8.15 (m, 1H). LRMS  $m/z$  (APCI $^+$ ) 374 (M+1).

**Preparation 3.3. [5-(1,4-Dioxa-spiro[4.4]non-7-yl)-2-(4-methoxy-benzyl)-2H-pyrazol-3-yl]-(3-trifluoromethyl-phenyl)-amine**

10 To a stirring solution of 3-(1,4-Dioxa-spiro[4.4]non-7-yl)-3-oxo-N-(3-trifluoromethyl-phenyl)-thiopropionamide (Preparation 3.1, 785 mg, 2.1 mmol) in 21 mL of EtOH was added acetic acid (2.1 mL) followed by 4-methoxy-benzyl-hydrazine (480 mg, 3.2 mmol) and the resulting mixture was heated to 75 °C. After 1 hr the reaction was cooled to rt quenched with  $\text{H}_2\text{O}$ , diluted with EtOAc and the layers were separated. To the aqueous layer was added  
15 a few drops of concentrated ammonium hydroxide and then extracted with EtOAc. The combined organic layers were dried over  $\text{MgSO}_4$ , filtered and concentrated under reduced pressure. Purification of this material was accomplished by MPLC using the Biotage Flash 45S system eluting with 40% EtOAc/hexanes. The product-containing fractions were collected and concentrated under reduced pressure to give the title compound (788 mg, 79%  
20 yield) as a yellow viscous gum.

$R_f$  0.3 (50% EtOAc/Hexanes).  $^1\text{HNMR}$  (400MHz,  $\text{CDCl}_3$ ),  $\delta$  1.78-2.08 (m, 4H), 2.16-2.20 (m, 1H), 2.31-2.38 (m, 1H), 3.30 (dddd,  $J=7.9, 9.5, 8.3, 8.7\text{Hz}$ , 1H), 3.77 (s, 3H), 3.85-4.00 (m, 4H), 5.14 (s, 2H), 5.95 (s, 1H), 6.81-6.90 (m, 3H), 7.07-7.11 (m, 3H), 7.26-7.29 (m, 2H). LRMS  $m/z$  (APCI $^+$ ) 474 (M+1).

25 **Preparation 3.4. 3-[1-(4-Methoxy-benzyl)-5-(3-trifluoromethyl-phenylamino)-1H-pyrazol-3-yl]-cyclopentanone**

To a stirring solution of [5-(1,4-Dioxa-spiro[4.4]non-7-yl)-2-(4-methoxy-benzyl)-2H-pyrazol-3-yl]-(3-trifluoromethyl-phenyl)-amine (Preparation 3.3, 679 mg, 1.4 mmol) in 14 mL of acetone was added 700  $\mu\text{L}$   $\text{H}_2\text{O}$  followed by a catalytic amount of *p*-toluenesulfonic acid  
30 monohydrate (27.3 mg, 0.14 mmol). The reaction mixture was then heated to 65 °C. After 1 hr the reaction was cooled to rt and quenched with  $\text{H}_2\text{O}$ , diluted with EtOAc and the layers were separated. The organic layer was dried over  $\text{MgSO}_4$ , filtered and concentrated under reduced pressure to give the title compound (617 mg, quantitative yield) as a yellow viscous oil. This material was used without further purification.

35  $R_f$  0.28 (50% EtOAc/Hexanes).  $^1\text{HNMR}$  (400MHz,  $\text{CDCl}_3$ ),  $\delta$  2.02-2.14 (m, 1H), 2.20-2.30 (m, 1H), 2.36-2.50 (m, 3H), 2.58-2.63 (m, 1H), 3.45 (dddd,  $J=6.2, 6.2, 6.2, 6.2\text{Hz}$ , 1H),

3.76 (s, 3H), 5.11 (s, 2H), 5.94 (s, 1H), 6.79-6.88 (m, 4H), 7.04-7.10 (m, 3H), 7.25-7.29 (m, 1H). LRMS  $m/z$  (APCI<sup>+</sup>) 430 (M+1).

**Example 26. 3-Trans-[5-(3-trifluoromethyl-phenylamino)-2H-pyrazol-3-yl]-cyclopentanone**

5 The title compound was prepared according to the method for Preparation 3.4, using hydrazine instead of 4-methoxy-benzyl-hydrazine (see synthesis of Preparation 3.3, *supra*).

<sup>1</sup>HNMR (400MHz, CDCl<sub>3</sub>),  $\delta$  1.94-1.99 (m, 1H), 2.20-2.48 (m, 4H), 2.62 (ddd, J=18.2, 7.9, 0Hz, 1H), 3.38 (dddd, J=9.5, 9.5, 7.5, 6.6Hz, 1H), 5.85 (s, 1H), 7.09 (d, J=7.4Hz, 1H), 7.20 (d, J=8.3Hz, 1H), 7.26-7.33 (m, 2H). LRMS  $m/z$  (APCI<sup>+</sup>) 310.3 (M+1).

10 **Preparation 3.5. {2-(4-Methoxy-benzyl)-5-[3-(4-methoxy-benzylamino)-cyclopentyl]-2H-pyrazol-3-yl}-(3-trifluoromethyl-phenyl)-amine**

To a stirring slurry of 3-[1-(4-Methoxy-benzyl)-5-(3-trifluoromethyl-phenylamino)-1H-pyrazol-3-yl]-cyclopentanone (Preparation 3.4, 3.3 g, 7.6 mmol) in 76 mL of toluene was added, powdered 4 Å MS (16.1 g), followed by 4-methoxybenzyl amine (2.0 g, 15.3 mmol).  
15 The resulting mixture was heated to 110 °C overnight. After 12 hr the reaction was cooled to rt and Na(OAc)<sub>3</sub>BH (3.2g, 15.3 mmol) was added and stirred for an additional hr before 4 Å MS were filtered off and the resulting solution was concentrated under reduced pressure. Purification of this material was accomplished by MPLC using the Biotage Flash 75S system eluting with a gradient of 5% through 8% MeOH/CH<sub>2</sub>Cl<sub>2</sub> containing 0.1% NH<sub>4</sub>OH. The  
20 product-containing fraction was collected and concentrated under reduced pressure to give the title compound (3.9 g, 92% yield) as a yellow viscous oil and a 3:1 mixture of diastereomers.

R<sub>f</sub> 0.28 (8% MeOH/CH<sub>2</sub>Cl<sub>2</sub>), 3:2 ratio of *cis*, *trans* isomers seen in the <sup>1</sup>HNMR obtained in CD<sub>3</sub>OD. LRMS  $m/z$  (APCI<sup>+</sup>) 551 (M+1).

25 **Examples 27 and 28. Isomers of [5-(3-Benzylamino-cyclopentyl)-1H-pyrazol-3-yl]-(3-trifluoromethyl-phenyl)-amine**

A racemate comprising *cis*:*trans* isomers of [5-(3-Benzylamino-cyclopentyl)-1H-pyrazol-3-yl]-(3-trifluoromethyl-phenyl)-amine was prepared according to the method for Preparation 3.5, using Example 26 instead of Preparation 3.4. *Cis*:*trans* isomers (Examples  
30 27 and 28) were isolated from the mixture by MPLC using the Biotage flash 755 system eluting with a gradient of 5% through 8% MeOH/CH<sub>2</sub>Cl<sub>2</sub> containing 0.1% NH<sub>4</sub>OH.

**Example 27.**

<sup>1</sup>HNMR (400MHz, CD<sub>3</sub>COCD<sub>3</sub>),  $\delta$  1.65-1.79 (m, 1H), 1.81-2.07 (m, 4H), 2.25 (m, 1H), 2.50 (dddd, J=7.1, 7.1, 7.1, 7.1Hz, 1H), 3.24 (dddd, J=2.1, 2.1, 2.1, 2.1Hz, 1H), 3.80 (s, 2H),  
35 5.70 (s, 1H), 7.01 (d, J=4.3Hz, 1H), 7.22-7.55 (m, 5H), 7.56 (d, J=2.1Hz, 1H), 7.98 (s, 1H), 8.01 (s, 1H). LRMS  $m/z$  (APCI<sup>+</sup>) 401.3 (M+1).

**Example 28.**

<sup>1</sup>HNMR (400MHz, CD<sub>3</sub>COCD<sub>3</sub>), δ 1.57-1.84 (m, 2H), 1.85-1.99 (m, 1H), 2.04-2.23 (m, 3H), 3.34-3.42 (m, 2H), 3.80 (s, 2H), 5.70 (s, 1H), 7.00 (d, J=7.9Hz, 1H), 7.20-7.55 (m, 5H), 7.56 (d, J=2.0Hz, 1H), 7.98 (s, 1H), 8.00 (s, 1H). LRMS *m/z* (APCI<sup>+</sup>) 401.3 (M+1).

5 **Example 29. {5-[cis-3-(4-Methoxy-benzylamino)-cyclopentyl]-1H-pyrazol-3-yl}-(3-trifluoromethyl-phenyl)-amine**

The title compound was prepared according to the method for preparation 3.5, using the title compound of Example 26 instead of the title compound of Preparation 3.4.

<sup>1</sup>HNMR (400MHz, CD<sub>3</sub>OD), δ 1.47-1.56 (m, 1H), 1.60-1.69 (m, 1H), 1.90-1.97 (m, 2H),  
10 2.10-2.18 (m, 2H), 3.28-3.31 (m, 2H), 3.67 (s, 2H), 3.75 (s, 3H), 5.72 (s, 1H), 6.86 (d, J=6.6Hz, 2H), 6.97 (d, J=7.0Hz, 1H), 7.25 (d, J=8.7Hz, 2H), 7.31-7.35 (m, 2H), 7.48 (s, 1H). LRMS *m/z* (APCI<sup>+</sup>) 431.3 (M+1).

**Preparation 3.6. N-(4-Methoxy-benzyl)-N-{3-[1-(4-methoxy-benzyl)-5-(3-trifluoromethyl-phenylamino)-1H-pyrazol-3-yl]-cyclopentyl}-acetamide**

15 To a stirring solution of {2-(4-Methoxy-benzyl)-5-[3-(4-methoxy-benzylamino)-cyclopentyl]-2H-pyrazol-3-yl}-(3-trifluoromethyl-phenyl)-amine (Preparation 3.5, 109 mg, 0.198 mmol) in 0.5 mL of pyridine was added acetic anhydride (94 uL, 0.99 mmol). After 30 min the reaction was determined to be complete by TLC analysis. This reaction mixture was concentrated under reduced pressure to give N-(4-Methoxy-benzyl)-N-{3-[1-(4-methoxy-  
20 benzyl)-5-(3-trifluoromethyl-phenylamino)-1H-pyrazol-3-yl]-cyclopentyl}-acetamide as a 1:1 ratio of cis, trans isomers determined by <sup>1</sup>HNMR and as a foam. This material was used without further purification.

R<sub>f</sub> 0.75 (5% MeOH/ CH<sub>2</sub>Cl<sub>2</sub>); LRMS *m/z* (APCI<sup>+</sup>) 593 (M+1).

25 Analytical separation of the four isomers of the title compound was accomplished using the following conditions: Column: Chiralcel OD, 5cm x 10cm. Mobile phase: 95/5 heptane/EtOH containing 0.025% DEA as a modifier. Flow rate: 75 mL/min. The sample was loaded using 1:1 Methylene chloride/mobile phase. The retention times for the four isomers were 30 min, 37 min, 45min, and 60 min, respectively.

30 **Example 30. N-{cis-3-[5-(3-Trifluoromethyl-phenylamino)-2H-pyrazol-3-yl]-cyclopentyl}-acetamide**

To N-(4-Methoxy-benzyl)-N-{3-[1-(4-methoxy-benzyl)-5-(3-trifluoromethyl-phenylamino)-1H-pyrazol-3-yl]-cyclopentyl}-acetamide (Preparation 3.6, 0.20 mmol 140 mg) was added 2 mL of TFA and reaction was heated to 76 °C. After 72 h the reaction cooled to rt and concentrated under reduced pressure. Purification of this material was accomplished by  
35 MPLC using a 10 g ISCO™ column eluting with 5% MeOH/CH<sub>2</sub>Cl<sub>2</sub>. The product-containing fractions were collected and concentrated to give the title compound (60 mg, 86% yield over

two steps).

$R_f$  0.30 (55 MeOH/CH<sub>2</sub>Cl<sub>2</sub>); <sup>1</sup>HNMR (400MHz, CD<sub>3</sub>COCD<sub>3</sub>),  $\delta$  1.55-1.59 (m, 1H), 1.66-1.74 (m, 1H), 1.83 (s, 3H), 1.97-2.03 (m, 2H), 2.09-2.20 (m, 2H), 3.32 (dddd, J=8.3, 8.3, 8.3, 8.3Hz, 1H), 4.33 (dddd, J=12.9, 7.0, 7.0, 7.0Hz, 1H), 5.71 (s, 1H), 7.01 (d, J=7.9Hz, 1H), 7.16 (bs, 1H), 7.36 (dd, J=7.9, 7.9Hz, 1H), 7.55 (d, J=8.3Hz, 1H), 7.99 (bs, 1H), 8.01 (bs, 1H). LRMS  $m/z$  (APCI<sup>+</sup>) 353.2 (M+1).

**Example 31. Pyridine-2-carboxylic acid {3-[5-(3-trifluoromethyl-phenylamino)-2H-pyrazol-3-yl]-cyclopentyl}-amide**

The title compound was prepared according to the method for Example 30, using analogous reactants.

$R_f$  0.33 (5% MeOH/ CH<sub>2</sub>Cl<sub>2</sub>), 1:1 ratio of *cis*, *trans* isomers seen in <sup>1</sup>HNMR obtained in CD<sub>3</sub>OD. LRMS  $m/z$  (APCI<sup>+</sup>) 416 (M+1), mp 180.1 °C (HCl salt)

**Example 32. Pyridine-2-carboxylic acid {3-[5-(3-trifluoromethyl-phenylamino)-2H-pyrazol-3-yl]-cyclopentyl}-amide**

The title compound was prepared according to the method for Example 30, using analogous reactants.

$R_f$  0.28 (5% MeOH/ CH<sub>2</sub>Cl<sub>2</sub>), 1:1 ratio of *cis*, *trans* isomers seen in <sup>1</sup>HNMR obtained in CD<sub>3</sub>OD. LRMS  $m/z$  (APCI<sup>+</sup>) 483 (M+1), mp 162.5 °C (HCl salt)

**Example 33. Cyclobutanecarboxylic acid {3-[5-(3-trifluoromethyl-phenylamino)-2H-pyrazol-3-yl]-cyclopentyl}-amide**

The title compound was prepared according to the method for Example 30, using analogous reactants.

$R_f$  0.25 (5% MeOH/ CH<sub>2</sub>Cl<sub>2</sub>), 1:1 ratio of *cis*, *trans* isomers seen in <sup>1</sup>HNMR obtained in CD<sub>3</sub>OD. LRMS  $m/z$  (APCI<sup>+</sup>) 393 (M+1), mp 232.4 °C (HCl salt)

**Example 34. 2,2-Dimethyl-N-{3-[5-(3-trifluoromethyl-phenylamino)-2H-pyrazol-3-yl]-cyclopentyl}-propionamide**

The title compound was prepared according to the method for Example 30, using analogous reactants.

$R_f$  0.23 (5% MeOH/ CH<sub>2</sub>Cl<sub>2</sub>), 1:1 ratio of *cis*, *trans* isomers seen in <sup>1</sup>HNMR obtained in CD<sub>3</sub>OD. LRMS  $m/z$  (APCI<sup>+</sup>) 395 (M+1), mp 249.2 °C (HCl salt)

**Example 35. 4-Fluoro-N-{3-[5-(3-trifluoromethyl-phenylamino)-2H-pyrazol-3-yl]-cyclopentyl}-benzamide**

The title compound was prepared according to the method for Example 30, using analogous reactants.

$R_f$  0.30 (5% MeOH/ CH<sub>2</sub>Cl<sub>2</sub>), 1:1 ratio of *cis*, *trans* isomers seen in <sup>1</sup>HNMR obtained in CD<sub>3</sub>OD. LRMS  $m/z$  (APCI<sup>+</sup>) 433 (M+1); mp (dec): no distinct melting point.

**Example 36. 2,2,2-Trifluoro-N-{3-[5-(3-trifluoromethyl-phenylamino)-2H-pyrazol-3-yl]-cyclopentyl}-acetamide**

The title compound was prepared according to the method for Example 30, using analogous reactants.

5           R<sub>f</sub> 0.30 (5% MeOH/ CH<sub>2</sub>Cl<sub>2</sub>), 3:2 ratio of *cis*, *trans* isomers seen in <sup>1</sup>HNMR obtained in CDCl<sub>3</sub>. LRMS *m/z* (APCI<sup>+</sup>) 407 (M+1).

**Example 37. Cyclopropanecarboxylic acid {3-[5-(3-trifluoromethyl-phenylamino)-2H-pyrazol-3-yl]-cyclopentyl}-amide**

10           The title compound was prepared according to the method for Example 30, using analogous reactants.

R<sub>f</sub> 0.28 (8% MeOH/ CH<sub>2</sub>Cl<sub>2</sub>), 3:2 ratio of *cis*, *trans* isomers seen in <sup>1</sup>HNMR obtained in CDCl<sub>3</sub>. LRMS *m/z* (APCI<sup>+</sup>) 379 (M+1).

**Example 38. N-{3-[5-(3-Trifluoromethyl-phenylamino)-2H-pyrazol-3-yl]-cyclopentyl}-propionamide**

15           The title compound was prepared according to the method for Example 30, using analogous reactants.

R<sub>f</sub> 0.30 (8% MeOH/ CH<sub>2</sub>Cl<sub>2</sub>), 3:2 ratio of *cis*, *trans* isomers seen in <sup>1</sup>HNMR obtained in CDCl<sub>3</sub>. LRMS *m/z* (APCI<sup>+</sup>) 367 (M+1).

20           **Example 39. Cyclohexanecarboxylic acid {3-[5-(3-trifluoromethyl-phenylamino)-2H-pyrazol-3-yl]-cyclopentyl}-amide**

The title compound was prepared according to the method for Example 30, using analogous reactants.

R<sub>f</sub> 0.25 (8% MeOH/ CH<sub>2</sub>Cl<sub>2</sub>), 3:2 ratio of *cis*, *trans* isomers seen in <sup>1</sup>HNMR obtained in CDCl<sub>3</sub>. LRMS *m/z* (APCI<sup>+</sup>) 421 (M+1).

25           **Preparation 4.1. (1,4-Dioxa-spiro[4.4]non-7-yl)-oxo-acetonitrile**

To 9 mL of THF at -78 °C was added nBuLi (3.4 mL, 8.6 mmol, 2.5 M in hexanes). After reaction temperature equilibrated (~15 min), acetonitrile (449 uL, 359 mg, 8.6 mmol) was added dropwise. Reaction was allowed to stir 1 hr before a solution of 1,4-Dioxa-spiro[4.4]nonane-7-carboxylic acid methyl ester (723 mg, 4.3 mmol) was added down the side  
30 of the flask. After 1 hr the reaction was warmed to -45 °C (acetonitrile/CO<sub>2</sub>) and allowed to stir for 2 hr. Reaction was quenched cold by the dropwise addition of 2 N HCl (~4.3 mL), pH=7 and then diluted with Et<sub>2</sub>O. The layers were separated and the organic layer was dried over MgSO<sub>4</sub>, filtered and concentrated under reduced pressure to yield the title compound as a brown oil that was used without further purification.

35           R<sub>f</sub> 0.19 (50 % EtOAc/hexanes); LRMS *m/z* (APCI<sup>+</sup>) 196 (M+1).

**Preparation 4.2. 5-(1,4-Dioxa-spiro[4.4]non-7-yl)-2-(4-methoxy-benzyl)-2H-**

**pyrazol-3-ylamine**

To crude (1,4-Dioxa-spiro[4.4]non-7-yl)-oxo-acetonitrile (Preparation 4.1) in EtOH (6.8 mL) was added 4-methoxy-benzyl-hydrazine (0.60 g, 4.0 mmol), and then the reaction was heated to 65 °C. After 2 1/2 hr the reaction was cooled to rt and concentrated under reduced pressure. Purification of this material was accomplished by MPLC using the Biotage Flash 40L system eluting with a gradient of 50% through 100% EtOAc/hexanes, collecting 18 mm fractions. The product containing-fraction was collected and concentrated under reduced pressure to give the title compound (0.83 g, 75% yield over 2 steps).

$R_f$  0.13 (50% EtOAc/hexanes);  $^1\text{H NMR}$  (400MHz,  $\text{CDCl}_3$ ),  $\delta$  2.10-1.72 (m, 5H), 2.23 (dd,  $J = 13.3, 7.9$  Hz, 1H), 3.15 (dddd,  $J = 7.9, 7.9, 2.5, 2.5$  Hz, 1H), 3.39 (br s, 2H), 3.73 (s, 3H), 3.91-3.84 (m, 4H), 5.03 (s, 2H), 5.34 (s, 1H), 6.80 (d,  $J = 8.7$  Hz, 2H), 7.04 (d,  $J = 8.6$  Hz, 2H);  $^{13}\text{C NMR}$  (100 Mz,  $\text{CDCl}_3$ )  $\delta$  31.4, 36.4, 37.2, 43.1, 51.2, 55.5, 64.3, 64.5, 89.0, 114.4, 117.9, 128.3, 129.1, 145.2, 155.0, 159.3; LRMS  $m/z$  (APCI $^+$ ) 330 (M+1).

**Preparation 4.3. N-[5-(1,4-Dioxa-spiro[4.4]non-7-yl)-2-(4-methoxy-benzyl)-2H-pyrazol-3-yl]-2-naphthalen-1-yl-acetamide**

To a stirring solution of 5-(1,4-Dioxa-spiro[4.4]non-7-yl)-2-(4-methoxy-benzyl)-2H-pyrazol-3-ylamine (Preparation 4.2, 0.83 g, 2.5 mmol) in  $\text{CH}_2\text{Cl}_2$  (5 mL) was added a freshly prepared solution of naphthalen-1-yl-acetyl chloride (1.03 g, 5.0 mmol in  $\text{CH}_2\text{Cl}_2$ ) followed by the addition of 1 mL of pyridine. After 2 hr, the reaction was quenched with  $\text{H}_2\text{O}$ , and 2 mL of a solution of  $\text{NH}_4\text{OH}$  (15%) was added. This mixture was diluted with  $\text{CH}_2\text{Cl}_2$  and the layers were separated. The organic layer was dried over  $\text{MgSO}_4$ , filtered and concentrated under reduced pressure. Purification of this material was accomplished by MPLC using the Biotage Flash 40L system eluting with a gradient of 25% through 50% acetone/hexanes, collecting 18 mm fractions. The product-containing fraction was collected and concentrated under reduced pressure to give the title compound (1.2 g, 97% yield) as a light yellow solid.

mp 162.8 °C;  $^1\text{H NMR}$  (400MHz,  $\text{CDCl}_3$ ),  $\delta$  2.09-1.73 (m, 5H), 2.21 (dd,  $J = 13.3, 7.9$  Hz, 1H), 3.18 (dddd,  $J = 7.5, 5.0$  Hz, 1H), 3.68 (s, 3H), 3.89-3.81 (m, 4H), 3.98 (s, 2H), 4.60 (s, 2H), 6.22 (s, 1H), 6.36 (d,  $J = 8.7$  Hz, 2H), 6.51 (d,  $J = 8.7$  Hz, 2H), 7.03 (br s, 1H), 7.23 (d,  $J = 6.7$  Hz, 1H), 7.39 (dd,  $J = 7.1, 7.1$  Hz, 1H), 7.53-7.45 (m, 2H), 7.88-7.83 (m, 2H), 7.89 (d,  $J = 1.7$  Hz, 1H);  $^{13}\text{C NMR}$  (100 Mz,  $\text{CDCl}_3$ )  $\delta$  31.2, 36.4, 37.2, 42.0, 42.9, 51.9, 55.4, 64.3, 64.5, 97.2, 114.2, 117.8, 123.7, 125.9, 126.7, 127.4, 127.7, 127.9, 128.7, 129.1, 129.32, 130.2, 132.1, 134.2, 135.3, 154.9, 159.2, 168.6; LRMS  $m/z$  (APCI $^+$ ) 498 (M+1).

**Preparation 4.4. N-[2-(4-Methoxy-benzyl)-5-(3-oxo-cyclopentyl)-2H-pyrazol-3-yl]-2-naphthalen-1-yl-acetamide**

The title compound was synthesized according to the method for Preparation 3.4, using the title compound of Preparation 4.3 instead of the title compound of Preparation 3.3 as

a reactant.

<sup>1</sup>HNMR (400MHz, CDCl<sub>3</sub>), δ 1.99-2.18 (m, 1H), 2.21-2.28 (m, 1H), 2.35-2.45 (m, 3H), 2.53-2.62 (m, 1H), 3.43 (dddd, J=9.5, 6.2, 7.9, 9.5Hz, 1H), 3.75 (s, 3H), 4.12 (s, 2H), 4.62 (s, 2H), 6.30 (s, 1H), 6.33 (d, J=9.5Hz, 1H), 6.55 (d, J=8.7Hz, 1H), 7.31-7.33 (m, 1H), 7.45-7.48 (m, 1H), 7.56-7.60 (m, 2H), 7.89-7.97 (m, 3H). LRMS *m/z* (APCI<sup>+</sup>) 454 (M+1).

**Preparation 4.5. N-{2-(4-Methoxy-benzyl)-5-[3-(4-methoxy-benzylamino)-cyclopentyl]-2H-pyrazol-3-yl}-2-naphthalen-1-yl-acetamide**

The title compound was prepared according to the method for Preparation 3.5, using the title compound of Preparation 4.4 as a reactant instead of the title compound of Preparation 3.4.

R<sub>f</sub> 0.25 (8% MeOH/ CH<sub>2</sub>Cl<sub>2</sub>) (minor), R<sub>f</sub> 0.20 (8% MeOH/ CH<sub>2</sub>Cl<sub>2</sub>) (major), 3:2 ratio of *cis*, *trans* isomers seen in <sup>1</sup>HNMR obtained in CDCl<sub>3</sub>. LRMS *m/z* (APCI<sup>+</sup>) 575 (M+1).

**Preparation 4.6. N-[5-{3-[Acetyl-(4-methoxy-benzyl)-amino]-cyclopentyl}-2-(4-methoxy-benzyl)-2H-pyrazol-3-yl]-2-naphthalen-1-yl-acetamide**

The title compound was synthesized according to the method for Preparation 3.6, using the title compound of Preparation 4.5 instead of the title compound of Preparation 3.5 as a reactant.

R<sub>f</sub> 0.30 (80% EtOAc/ Toluene), R<sub>f</sub> 0.25 (80% EtOAc/ Toluene), 1:1 ratio of *cis*, *trans* isomers seen in <sup>1</sup>HNMR obtained in CDCl<sub>3</sub>.

Enantiomeric separation of the isomer with the R<sub>f</sub> 0.25 was accomplished using the following conditions: Column: Chiralcel OD, 5cm x 50cm. Mobile phase: 60/40 Heptane/EtOH containing 0.025% DEA as a modifier. Flow rate: 50 mL/min. The sample was loaded using methanol. The retention times for the two enantiomers were 35 min and 45 min. LRMS *m/z* (APCI<sup>+</sup>) 617 (M+1).

**Preparation 5.1. Cyclobutanecarboxylic acid (4-methoxy-benzyl)-{3-[5-(3-trifluoromethyl-phenylamino)-2H-pyrazol-3-yl]-cyclopentyl}-amide**

The title compound was prepared according to the method for Preparation 4.6, using analogous reactants.

R<sub>f</sub> 0.45 (5% MeOH/ CH<sub>2</sub>Cl<sub>2</sub>), 1:1 ratio of *cis*, *trans* isomers seen in <sup>1</sup>HNMR obtained in CDCl<sub>3</sub>. LRMS *m/z* (APCI<sup>+</sup>) 633 (M+1).

**Example 40. N-[5-(3-Acetylamino-cyclopentyl)-2H-pyrazol-3-yl]-2-naphthalen-1-yl-acetamide**

The title compound was synthesized by the method for Example 30, using Preparation 4.6 as a reactant instead of Preparation 3.6.

R<sub>f</sub> 0.30 (8% MeOH/ CH<sub>2</sub>Cl<sub>2</sub>). 1:1 ratio of *cis*, *trans* isomers was seen in the <sup>1</sup>HNMR obtained in CD<sub>3</sub>OD. LRMS *m/z* (APCI<sup>+</sup>) 377 (M+1).



**Example 41. Cyclopropanecarboxylic acid {3-[5-(2-naphthalen-1-yl-acetylamino)-1H-pyrazol-3-yl]-cyclopentyl}-amide**

The title compound was synthesized by the method for Example 30, using analogous reactants.

5 R<sub>f</sub> 0.30 (5% MeOH/ CH<sub>2</sub>Cl<sub>2</sub>). 1:1 ratio of *cis*, *trans* isomers was seen in the <sup>1</sup>HNMR obtained in CDCl<sub>3</sub>. LRMS *m/z* (APCI<sup>+</sup>) 403 (M+1).

**Example 42. 2-Naphthalen-1-yl-N-{5-[3-(2,2,2-trifluoro-acetylamino)-cyclopentyl]-2H-pyrazol-3-yl}-acetamide**

10 The title compound was synthesized by the method for Example 30, using analogous reactants.

R<sub>f</sub> 0.30 (5% MeOH/ CH<sub>2</sub>Cl<sub>2</sub>). 1:1 ratio of *cis*, *trans* isomers was seen in the <sup>1</sup>HNMR obtained in CD<sub>3</sub>OD. LRMS *m/z* (APCI<sup>+</sup>) 431 (M+1).

**Example 43. N-{3-[5-(2-Naphthalen-1-yl-acetylamino)-1H-pyrazol-3-yl]-cyclopentyl}-benzamide**

15 The title compound was synthesized by the method for Example 30, using analogous reactants.

R<sub>f</sub> 0.30 (5% MeOH/ CH<sub>2</sub>Cl<sub>2</sub>). 1:1 ratio of *cis*, *trans* isomers was seen in the <sup>1</sup>HNMR obtained in CDCl<sub>3</sub>. LRMS *m/z* (APCI<sup>+</sup>) 439 (M+1).

20 The following title compounds of Examples 44-57 were synthesized by preparing an intermediate analogous to the title compound of Preparation 4.6, using the steps described in "Preparation 4.2" through "Preparation 4.5". In each case, a reactant analogous to naphthalen-1-yl acetal chloride used in synthesis of the title compound of Preparation 4.3 was used. This intermediate was then treated according to the method described for synthesis of the title compound of Example 30:

25 **Example 44. 3-Methoxy-N-{*cis*-3-[5-(2-naphthalen-1-yl-acetylamino)-2H-pyrazol-3-yl]-cyclobutyl}-benzamide**

30 R<sub>f</sub> 0.33 (10% MeOH/CH<sub>2</sub>Cl<sub>2</sub>); mp 124.8 °C (mono HCl salt); <sup>1</sup>HNMR (400MHz, CD<sub>3</sub>OD), δ 2.20 (dd, J = 10.2 Hz, 2H), 2.72-2.66 (m, 2H), 3.14 (apt quint, J= 8.8 Hz, 1H); 3.75 (s, 3H), 4.12 (s, 2H), 4.40 (apt quint, 8.4 Hz, 1H), 6.31 (s, 1H), 7.03-7.00 (m, 1H), 7.28 (dd, J = 7.8 Hz, 1H), 7.46-7.35 (m, 6H), 7.74 (d, J = 7.9 Hz, 1H), 7.81 (d, J=7.0 Hz, 1H), 8.01 (d, J= 7.4 Hz, 1H); <sup>13</sup>C NMR (100 Mz, CD<sub>3</sub>OD) δ 170.6, 168.1, 160.0, 149.0, 146.0, 135.5, 134.2, 132.4, 131.3, 129.4, 128.6, 128.1, 127.9, 126.2, 125.7, 125.4, 123.7, 119.3, 117.3, 112.5, 93.8, 54.7, 41.5, 40.2, 36.9, 24.8; LRMS *m/z* (APCI<sup>+</sup>) 455.1 (M+1).

35 **Example 45. N-{*cis*-3-[5-(2-Naphthalen-1-yl-acetylamino)-2H-pyrazol-3-yl]-cyclobutyl}-3-trifluoromethyl-benzamide**

R<sub>f</sub> 0.56 (10% MeOH/CH<sub>2</sub>Cl<sub>2</sub>); mp 142.8 °C (mono HCl salt); <sup>1</sup>HNMR (400MHz,

CD<sub>3</sub>OD),  $\delta$  2.22 (dd, J = 9.5, 9.5 Hz, 2H), 2.73 (dd, J = 7.4, 7.4 Hz, 2H), 3.18 (apt quint, J = 7.9 Hz, 1H), 4.14 (s, 2H), 4.46 (apt quint, J=7.5 Hz, 1H), 6.40 (s, 1H), 7.48-4.37 (m, 4H), 7.83 (d, J = 4.9Hz, 1H), 8.03 (s, 1H), 8.05 (s, 1H), 8.13 (s, 1H); <sup>13</sup>C NMR (100 Mz, CD<sub>3</sub>OD)  $\delta$  170.5, 166.4, 148.7, 146.5, 135.2, 134.2, 132.5, 131.5, 130.9, 130.5, 129.3, 128.5, 128.0, 127.8, 126.2, 125.6, 125.4, 124.1, 124.0, 123.7, 94.0, 41.6, 40.3, 36.9, 24.9; LRMS *m/z* (APCI<sup>+</sup>) 493.0 (M+1).

**Example 46. N-{*cis*-3-[5-(2-Naphthalen-1-yl-acetylamino)-2H-pyrazol-3-yl]-cyclobutyl}-isobutyramide**

R<sub>f</sub> 0.43 (10% MeOH/CH<sub>2</sub>Cl<sub>2</sub> with 0.1% NH<sub>4</sub>OH aq); mp 130.6 °C (mono HCl salt); <sup>1</sup>H NMR (400MHz, d6 DMSO),  $\delta$  0.93 (s, 3H), 0.95 (s, 3H), 1.92 (dd, J = 9.9, 9.9 Hz, 2H), 2.24 (apt quint, J = 6.8 Hz, 1H), 2.54,-2.48 (m, 2H), 3.01 (apt quint, J = 8.3 Hz, 1H), 4.08 (s, 2H), 4.15-4.08 (m, 1H), 6.32 (s, 1H), 7.54-7.43 (m, 4H), 7.81 (d, J = 7.4 Hz, 1H), 7.94-7.89 (m, 2H), 8.13 (d, J= 7.9 Hz, 1H); <sup>13</sup>C NMR (100 Mz, d6 DMSO)  $\delta$  175.7, 168.7, 147.7, 134.0, 132.6, 129.0, 128.5, 127.8, 126.7, 126.3, 126.2, 125.0, 94.0, 39.6, 38.2, 34.6, 24.5, 20.2; LRMS *m/z* (APCI<sup>+</sup>) 391 (M+1).

**Example 47. 2-Phenyl-cyclopropanecarboxylic acid {*cis*-3-[5-(2-naphthalen-1-yl-acetylamino)-2H-pyrazol-3-yl]-cyclobutyl}-amide**

R<sub>f</sub> 0.56 (10% MeOH/CH<sub>2</sub>Cl<sub>2</sub> with 0.1% NH<sub>4</sub>OH aq); mp 139.8 °C (mono HCl salt); <sup>1</sup>H NMR (400MHz, d6 DMSO),  $\delta$  1.17-1.14 (m, 1H), 1.32-1.28 (m, 1H), 1.75-1.70 (m, 1H), 1.97-1.89 (dd, J = 10.4, 10.4, 2H), 2.20-2.16 (m, 1H), 2.55-2.49 (m, 2H), 3.02 (apt quint, J = 8.2 Hz, 1H), 4.07 (s, 2H), 4.17 (m, 1H), 6.30 (s, 1H), 7.23-7.07 (m, 5H), 7.54-7.42 (m, 4H), 7.80 (d, J = 7.9, 1H), 7.90 (d, J= 7.9 Hz, 1H), 8.12 (d, J = 7.8 Hz, 1H), 8.37 (d, J = 7.8 Hz, 1H); <sup>13</sup>C NMR (100 MHz, d6 DMSO)  $\delta$  172.9, 170.8, 152.5, 142.8, 140.8, 134.2, 132.4, 130.3, 129.0, 128.6, 128.3, 126.3, 126.1, 125.9, 125.8, 125.4, 123.6, 92.9, 41.1, 36.5, 25.5, 24.8, 24.2, 15.1; LRMS *m/z* (APCI<sup>+</sup>) 465.0 (M+1).

**Example 48. N-[5-(*cis*-3-Acetylamino-cyclobutyl)-1H-pyrazol-3-yl]-2-naphthalen-1-yl-acetamide**

R<sub>f</sub> 0.50 (10% MeOH/ CH<sub>2</sub>Cl<sub>2</sub>). <sup>1</sup>H NMR (400MHz, CD<sub>3</sub>OD),  $\delta$  1.86 (s, 3H), 1.97-2.05 (m, 2H), 2.59-2.66 (m, 2H), 3.07 (apt quint, J=8.0Hz, 1H), 4.13 (s, 2H), 4.20 (apt quint, J=7.8Hz, 1H), 6.25 (s, 1H), 7.37-7.48 (m, 4H), 7.77 (d, J=7.9Hz, 1H), 7.81-7.85 (m, 1H), 8.01-8.03 (m, 1H). <sup>13</sup>C-NMR: 21.37, 24.64, 37.09, 40.20, 40.78, 93.59, 93.65, 123.71, 125.41, 125.70, 126.22, 127.88, 128.04, 128.58, 131.36, 132.45, 134.18, 146.36, 148.68, 170.53, 171.31. ). MS LRMS *m/z* (APCI<sup>+</sup>) 363 (M+1), mp 209.4 °C (HCl salt).

**Example 49. N-{*cis*-3-[5-(2-Naphthalen-1-yl-acetylamino)-2H-pyrazol-3-yl]-cyclobutyl}-benzamide**

R<sub>f</sub> 0.50 (10% MeOH/ CH<sub>2</sub>Cl<sub>2</sub>). <sup>1</sup>HNMR (400MHz, CD<sub>3</sub>OD), δ 2.20-2.30 (m, 2H), 2.70-2.80 (m, 2H), 3.20 (apt quint, J=8.0Hz, 1H), 4.18 (s, 2H), 4.48 (apt quint, J=7.8Hz, 1H), 6.24 (bs, 1H), 7.38-7.50 (m, 7H), 7.75-7.88 (m, 4H), 8.00-8.05 (m, 1H). <sup>13</sup>C-NMR: 24.68, 36.92, 40.12, 41.47, 93.54, 123.68, 125.39, 125.72, 126.25, 127.20, 127.96, 128.12, 128.35, 128.59, 131.17, 131.56, 132.44, 134.20, 145.86, 149.19, 168.39, 170.60. MS LRMS *m/z* (APCI<sup>+</sup>) 425 (M+1), mp 194.0 °C(HCl salt).

**Example 50. 2-Cyclopropyl-N-{*cis*-3-[5-(2-naphthalen-1-yl-acetylamino)-2H-pyrazol-3-yl]-cyclobutyl}-acetamide**

R<sub>f</sub> 0.60 (10% MeOH/ CH<sub>2</sub>Cl<sub>2</sub>). <sup>1</sup>HNMR (400MHz, CD<sub>3</sub>OD), δ 0.93 (t, J=7.5Hz, 2H), 1.34 (d, J=6.2Hz, 1H), 1.65 (d, J=5.0Hz, 1H), 1.70-1.78 (m, 2H), 2.01-2.15 (m, 2H), 2.55-2.58 (m, 1H), 2.62-2.68 (m, 2H), 3.20 (apt quint, J=7.8Hz, 1H), 4.20 (s, 2H), 5.40 (apt quint, J=6.2Hz, 1H), 6.22 (bs, 1H), 7.40-7.56 (m, 4H), 7.78-7.88 (m, 2H), 8.02-8.08 (m, 1H). <sup>13</sup>C-NMR: 8.27, 24.52, 26.64, 36.63, 36.85, 36.96, 39.47, 40.12, 40.77, 77.66, 93.27, 112.50, 123.67, 125.38, 125.73, 126.24, 127.95, 128.14, 128.59, 132.45, 134.21, 146.71, 169.62, 170.63. MS LRMS *m/z* (APCI<sup>+</sup>) 403 (M+1), mp 93.2 °C (HCl salt).

**Example 51. 6-Chloro-pyridine-2-carboxylic acid {*cis*-3-[5-(2-naphthalen-1-yl-acetylamino)-2H-pyrazol-3-yl]-cyclobutyl}-amide**

R<sub>f</sub> 0.50 (10% MeOH/ CH<sub>2</sub>Cl<sub>2</sub>). <sup>1</sup>HNMR (400MHz, CD<sub>3</sub>OD), δ 2.25-2.42 (m, 2H), 2.76-2.82 (m, 2H), 3.30 (apt quint, J=7.9Hz, 1H), 4.22 (s, 2H), 4.54 (apt quint, J=7.5Hz, 1H), 6.35 (s, 1H), 7.42-7.64 (m, 5H), 7.81-7.89 (m, 2H), 7.93-8.11 (m, 3H). <sup>13</sup>C-NMR: 24.58, 36.65, 40.17, 41.06, 77.50, 93.77, 121.03, 122.58, 123.67, 123.82, 124.50, 125.40, 125.72, 126.24, 127.37, 128.01, 128.11, 128.59, 134.20, 140.63, 140.70, 144.41, 150.36, 170.70, 182.15. MS LRMS *m/z* (APCI<sup>+</sup>) 460 (M+1), mp (dec) (HCl salt).

**Example 52. Quinoline-2-carboxylic acid {*cis*-3-[5-(2-naphthalen-1-yl-acetylamino)-2H-pyrazol-3-yl]-cyclobutyl}-amide**

R<sub>f</sub> 0.30 (5% MeOH/ CH<sub>2</sub>Cl<sub>2</sub>). <sup>1</sup>HNMR (400MHz, CD<sub>3</sub>OD), δ 2.25-2.38 (m, 2H), 2.76-2.78 (m, 2H), 3.25 (apt quint, J=8.3Hz, 1H), 4.16 (s, 2H), 4.56 (apt quint, 8.7Hz, 1H), 6.36 (bs, 1H), 7.38-7.49 (m, 4H), 7.60-7.64 (m, 1H), 7.71-7.99 (m, 4H), 8.02-8.13 (m, 3H), 8.36 (d, J=8.7Hz, 1H). <sup>13</sup>C-NMR: 24.80, 37.08, 40.22, 41.08, 53.50, 94.03, 118.41, 123.70, 124.50, 125.39, 125.70, 126.22, 127.25, 127.82, 128.15, 128.57, 129.42, 129.54, 130.34, 132.43, 134.18, 137.70, 137.80, 146.02, 146.73, 148.93, 149.60, 164.89, 170.57. MS LRMS *m/z* (APCI<sup>+</sup>) 476 (M+1), mp 200.3 °C (HCl salt).

**Example 53. Pyrazine-2-carboxylic acid {*cis*-3-[5-(2-naphthalen-1-yl-acetylamino)-2H-pyrazol-3-yl]-cyclobutyl}-amide**

R<sub>f</sub> 0.30 (5% MeOH/ CH<sub>2</sub>Cl<sub>2</sub>). <sup>1</sup>HNMR (400MHz, CD<sub>3</sub>OD), δ 2.25-2.38 (m, 2H), 2.75-2.84 (m, 2H), 3.26 (apt quint, J=8.7Hz, 1H), 4.21 (s, 2H), 4.55 (apt quint, J=8.7Hz, 1H), 6.28

(s, 1H), 7.42-7.54 (m, 4H), 7.81-7.89 (m, 2H), 8.03-8.07 (m, 1H), 8.66 (d, J=2.5Hz, 1H), 8.75 (d, J=2.5Hz, 1H), 9.20 (s, 1H). MS LRMS *m/z* (APCI<sup>+</sup>) 427 (M+1).

**Example 54. 4-Methoxy-N-{cis-3-[5-(2-naphthalen-1-yl-acetylamino)-2H-pyrazol-3-yl]-cyclobutyl}-benzamide**

5 R<sub>f</sub> 0.35 (5% MeOH/ CH<sub>2</sub>Cl<sub>2</sub>). <sup>1</sup>HNMR (400MHz, CD<sub>3</sub>OD), δ 2.17-2.25 (m, 2H), 2.68-2.75 (m, 2H), 3.18 (apt quint, J=8.3Hz, 1H), 3.79 (s, 3H), 4.15 (s, 2H), 4.44 (apt quint, J=7.8Hz, 1H), 6.33 (s, 1H), 6.91 (d, J=5.0Hz, 2H), 7.37-7.49 (m, 4H), 7.77 (d, J=5.0Hz, 2H), 7.82-7.84 (m, 1H), 7.96-8.04 (m, 2H). <sup>13</sup>C-NMR: 24.80, 37.02, 40.22, 41.46, 54.71, 54.76, 93.90, 113.50, 123.72, 125.41, 125.70, 126.22, 127.24, 127.88, 128.08, 128.58, 129.09, 10  
131.36, 132.44, 134.17, 142.17, 146.03, 146.21, 149.14, 162.76, 167.93, 170.56. MS LRMS *m/z* (APCI<sup>+</sup>) 455 (M+1), mp 175.6 °C (HCl salt).

**Example 55. N-{cis-3-[5-(2-Naphthalen-1-yl-acetylamino)-2H-pyrazol-3-yl]-cyclobutyl}-3-nitro-benzamide**

15 R<sub>f</sub> 0.35 (5% MeOH/ CH<sub>2</sub>Cl<sub>2</sub>). <sup>1</sup>HNMR (400MHz, CD<sub>3</sub>OD), δ 2.26-2.34 (m, 2H), 2.74-2.79 (m, 2H), 3.25 (apt quint, J=8.7Hz, 1H), 4.19 (bs, 2H), 4.50 (apt quint, J=8.3Hz, 1H), 6.31 (bs, 1H), 7.37-7.49 (m, 4H), 7.63-7.80 (m, 3H), 8.19-8.33 (m, 2H), 8.58-8.65 (m, 2H). <sup>13</sup>C-NMR: 24.82, 36.80, 40.10, 41.73, 93.87, 115.43, 118.34, 122.22, 122.28, 123.81, 125.87, 126.27, 127.38, 127.87, 128.56, 129.81, 131.39, 132.40, 133.22, 134.06, 135.89, 141.96, 142.04, 146.50, 161.89, 165.60. MS LRMS *m/z* (APCI<sup>+</sup>) 470 (M+1), mp 123.5 °C (HCl salt).

20 **Example 56. 3,5-Dimethoxy-N-{cis-3-[5-(2-naphthalen-1-yl-acetylamino)-2H-pyrazol-3-yl]-cyclobutyl}-benzamide**

R<sub>f</sub> 0.50 (10% MeOH/ CH<sub>2</sub>Cl<sub>2</sub>). <sup>1</sup>HNMR (400MHz, CD<sub>3</sub>OD), δ 2.23-2.30 (, 2H), 2.73-2.79 (m, 2H), 3.23 (apt quint, J=8.3Hz, 1H), 3.78 (s, 6H), 4.19 (bs, 2H), 4.47 (apt quint, J=8.3Hz, 1H), 6.30 (bs, 1H), 6.62 (s, 1H), 6.97 (s, 2H), 7.41-7.52 (m, 4H), 7.85 (m, 2H), 8.03-25  
8.08 (m, 1H). MS LRMS *m/z* (APCI<sup>+</sup>) 485 (M+1)

**Example 57. 4-Dimethylamino-N-{cis-3-[5-(2-naphthalen-1-yl-acetylamino)-2H-pyrazol-3-yl]-cyclobutyl}-benzamide**

R<sub>f</sub> 0.45 (10% MeOH/ CH<sub>2</sub>Cl<sub>2</sub>). <sup>1</sup>HNMR (400MHz, CD<sub>3</sub>OD), δ 2.18-2.28 (m, 2H), 2.70-2.80 (m, 2H), 2.99 (s, 6H), 3.20 (apt quint, J=8.2Hz, 1H), 4.18 (bs, 2H), 4.46 (apt quint, J=8.3Hz, 1H), 6.31 (bs, 1H), 6.69 (d, J=8.7Hz, 2H), 7.42-7.53 (m, 4H), 7.71 (d, J=9.1Hz, 2H), 7.80-7.88 (m, 2H), 8.06 (d, J=8.3Hz, 1H). MS LRMS *m/z* (APCI<sup>+</sup>) 485 (M+1).

**Example 58. N-[5-((1S)-Hydroxy-ethyl)-2H-pyrazol-3-yl]-2-naphthalen-1-yl-acetamide**

35 Synthesis of the title compound was accomplished by the method for the title compound of Preparation 4.3, using a reactant analogous to naphthalen-1-yl-acetyl chloride. This was followed by deprotection. The resulting intermediate was treated according to the

method for Example 30.

$R_f$  0.50 (10% MeOH/  $\text{CH}_2\text{Cl}_2$ ).  $^1\text{HNMR}$  (400MHz,  $\text{CDCl}_3$ ),  $\delta$  1.64 (d,  $J=6.6\text{Hz}$ , 3H), 4.12 (s, 2H), 5.97 (dd,  $J=6.6$ , 6.6Hz, 1H), 6.47 (s, 1H), 7.34-7.40 (m, 2H), 7.42-7.50 (m, 2H), 7.74-7.87 (m, 3H). LRMS  $m/z$  (APCI $^+$ ) 296 (M+1); mp 101.3 °C (HCl salt).

5        **Example 59. N-[5-(2-Hydroxy-(1S)-methyl-ethyl)-2H-pyrazol-3-yl]-2-naphthalen-1-yl-acetamide**

Synthesis of the title compound was accomplished by the method for Preparation 4.3, using a reactant analogous to naphthalen-1-yl-acetyl chloride. This was followed by deprotection. The resulting intermediate was treated according to the method for Example 30.

10         $^1\text{HNMR}$  (400MHz,  $\text{CD}_3\text{OD}$ ),  $\delta$  1.25 (d,  $J=7.1\text{Hz}$ , 3H), 2.92-3.01 (m, 1H), 3.58-3.62 (m, 2H), 4.20 (bs, 2H), 6.22 (bs, 1H), 7.40-7.58 (m, 4H), 7.80 (d,  $J=7.0\text{Hz}$ , 1H), 7.88 (d,  $J=7.1\text{Hz}$ , 1H), 8.06 (d,  $J=7.0\text{Hz}$ , 1H). LRMS  $m/z$  (APCI $^+$ ) 310 (M+1), mp 117.6 °C (HCl salt).

15        **Preparation 6.1. N-[5-[1-(Benzothiazol-2-yloxy)-ethyl]-2-(4-methoxy-benzyl)-2H-pyrazol-3-yl]-2-naphthalen-1-yl-acetamide**

20        To a stirring solution of N-[5-(1-Hydroxy-ethyl)-2-(4-methoxy-benzyl)-2H-pyrazol-3-yl]-2-naphthalen-1-yl-acetamide (300 mg, 0.72 mmol) in 7.2 mL of THF was added 2-chlorobenzthiozole (104  $\mu\text{L}$ , 0.79 mmol, 135 mg) followed by a solution of  $\text{KOBu}^t$  (1.4 mL, 1.4 mmol, 1.0 M in THF) dropwise. After 2 hrs the reaction was quenched with  $\text{NH}_4\text{Cl}$  and then diluted with EtOAc. The layers were separated and the organic layer was dried of  $\text{MgSO}_4$ , filtered and concentrated under reduced pressure. Purification of this material was accomplished by MPLC using a 10 g ISCO cartridge on a Biotage system eluting with 30% EtOAc/hexanes, collecting 8 mm fractions. The product-containing fraction was collected and concentrated under reduced pressure to give the title compound (100 mg, 25% yield) as a yellow viscous oil.

25         $R_f$  0.50 (50% EtOAc/Hexanes).  $^1\text{HNMR}$  (400MHz,  $\text{CDCl}_3$ ),  $\delta$  1.82 (d,  $J=7.5\text{Hz}$ , 3H), 3.74 (s, 3H), 4.06 (d,  $J=4.6\text{Hz}$ , 2H), 4.65 (dd,  $J=15.8$ , 15.8Hz, 2H), 6.02 (dd,  $J=7.1$ , 7.1Hz, 1H), 6.27 (s, 1H), 6.29 (d,  $J=8.7\text{Hz}$ , 2H), 6.51 (d,  $J=8.7\text{Hz}$ , 2H), 6.99-7.06 (m, 3H), 7.27-7.29 (m, 1H), 7.30-7.38 (m, 1H), 7.40-7.43 (m, 1H), 7.50-7.60 (m, 2H), 7.87-7.95 (m, 3H). LRMS  $m/z$  (APCI $^+$ ) 549 (M+1).

30        **Example 60. N-[5-[(1S)-(Benzothiazol-2-yloxy)-ethyl]-1H-pyrazol-3-yl]-2-naphthalen-1-yl-acetamide**

The title compound was synthesized using Preparation 6.1 according to the method for Example 15.

35         $R_f$  0.41 (5% MeOH/  $\text{CH}_2\text{Cl}_2$ ).  $^1\text{HNMR}$  (400MHz,  $\text{CDCl}_3$ ),  $\delta$  1.81 (d,  $J=7.1\text{Hz}$ , 3H), 4.17 (s, 2H), 5.84 (dd, 6.7, 6.7Hz, 1H), 6.68 (s, 1H), 6.85 (d,  $J=7.9$  Hz, 1H), 7.10-7.20 (m, 2H), 7.32-7.57 (m, 5H), 7.79-7.86 (m, 2H), 7.97-7.99 (m, 1H). LRMS  $m/z$  (APCI $^+$ ) 429 (M+1).

**Example 61. N-[5-(Benzothiazol-2-yloxymethyl)-1H-pyrazol-3-yl]-2-naphthalen-1-yl-acetamide**

The title compound was synthesized according to the method for Example 60, using analogous reactants.

5           R<sub>f</sub> 0.50 (5% MeOH/ CH<sub>2</sub>Cl<sub>2</sub>). <sup>1</sup>HNMR (400MHz, CD<sub>3</sub>OD), δ 4.20 (s, 2H), 5.38 (s, 2H), 6.46 (s, 1H), 7.40-7.58 (m, 5H), 7.80-7.90 (m, 4H), 8.06-8.08 (m, 2H). LRMS *m/z* (APCI<sup>+</sup>) 412 (M-1).

**Example 62. N-{5-[(1R)-(Benzothiazol-2-yloxy)-ethyl]-1H-pyrazol-3-yl}-2-naphthalen-1-yl-acetamide**

10           The title compound was synthesized according to the method for Example 60, using analogous reactants.

R<sub>f</sub> 0.41 (5% MeOH/ CH<sub>2</sub>Cl<sub>2</sub>). <sup>1</sup>HNMR (400MHz, CDCl<sub>3</sub>), δ 1.85 (d, J=7.1Hz, 3H), 4.20 (s, 2H), 5.88 (dd, J=7.1, 7.1Hz, 1H), 6.68 (s, 1H), 6.91 (d, J=7.9Hz, 1H), 7.15-7.26 (m, 2H), 7.38-7.60 (m, 5H), 7.78-7.95 (m, 3H). LRMS *m/z* (APCI<sup>+</sup>) 429 (M+1).

15           **Example 63. N-[5-[*cis*-3-(Benzooxazol-2-yloxy)-cyclobutyl]-1H-pyrazol-3-yl]-2-naphthalen-1-yl-acetamide**

The title compound was synthesized according to the method for Example 60, using analogous reactants.

20           R<sub>f</sub> 0.24 (10% MeOH/CH<sub>2</sub>Cl<sub>2</sub>); mp 142.0 °C (mono HCl salt); <sup>1</sup>HNMR (400MHz, CDCl<sub>3</sub>) δ 2.43-2.17 (m, 2H), 3.01-2.94 (m, 2H), 3.18 (apt quint, J = 8.3 Hz, 1H), 4.12 (s, 2H), 5.21 (apt quint, J = 7.3Hz, 1H), 6.59 (s, 1H), 7.54-7.31 (m, 8H), 7.72 (dd, J = 7.9 Hz, 1H), 7.77 (dd, 7.5 Hz, 1H), 7.94 (d, J = 8.3 Hz, 1H); <sup>13</sup>C NMR (100 MHz, CDCl<sub>3</sub>) δ 170.3, 162.0, 151.5, 148.4, 143.2, 140.5, 134.0, 132.2, 129.7, 129.0, 128.8, 126.9, 125.8, 125.7, 124.7, 123.8, 123.5, 123.4, 118.1, 110.1, 94.9, 71.3, 41.5, 36.7, 22.8(m, 3H). LRMS *m/z* (APCI<sup>+</sup>) 439.1 (M+1).

25           **Preparation 7.1. N-[5-(*cis*-3-hydroxy-3-phenyl-cyclobutyl)-2-(4-methoxy-benzyl)-2H-pyrazol-3-yl]-2-naphthalen-1-yl-acetamide**

Preparation of the starting ketone N-[2-(4-methoxy-benzyl)-5-(3-oxo-cyclobutyl)-2H-pyrazol-3-yl]-2-naphthalen-1-yl-acetamide was accomplished using a method analogous to that described for Preparation 4.4 (including synthesis of Preparations 4.1-4.3).

30           A solution of the ketone (50 mg, 0.11 mmol) in tetrahydrofuran (5 mL) cooled to -30 °C was treated dropwise with phenyl magnesium bromide (500 uL, 0.5 mmol, 1M solution in THF). Upon completion of addition, the reaction mixture was stirred for 40 min at -30 °C, then saturated aqueous ammonium chloride solution was added and the mixture was warmed to room temperature. THF was removed *in vacuo*, and the residue was diluted with methylene chloride which was washed with water and brine. The diluted residue was then dried and  
35           filtered. The crude material was purified by silica gel chromatography (50:1 chloroform-

methanol) to afford 54 mg (80% yield) of the title compound.

1H NMR (400 MHz, CDCl<sub>3</sub>)  $\delta$  7.9 (m, 3H), 7.55 (m, 4H), 7.46 (m, 1H), 7.35 (m, 3H), 7.21 (m, 1H), 6.90 (m, 1H), 6.80 (dd,  $J = 0.8, 8.7$  Hz, 1H), 6.54 (d,  $J = 8.7$  Hz, 2H), 6.37 (d,  $J = 8.7$  Hz, 2H), 6.34 (s, 1H), 4.65 (s, 2H), 4.12 (s, 2H), 3.74 (s, 3H), 3.20 (m, 1H), 3.01 (m, 2H), 2.55 (m, 2H); MS (AP/CI): 518.2 (M+H)+.

**Preparation 7.2 N-[2-(4-methoxy-benzyl)-5-(*cis*-3-phenyl-cyclobutyl)-2H-pyrazol-3-yl]-2-naphthalen-1-yl-acetamide**

A solution of N-[5-(3-hydroxy-3-phenyl-cyclobutyl)-2-(4-methoxy-benzyl)-2H-pyrazol-3-yl]-2-naphthalen-1-yl-acetamide (Preparation 7.1, 54 mg, 0.10 mmol) in 1:1 methylene chloride–trifluoroacetic acid (4 mL) was treated with triethylsilane (1.2 mL) at 23 °C. After stirring for 16 h, the solvent was removed *in vacuo* and the residue was purified by silica gel chromatography (100:1 chloroform–methanol) to afford 39 mg (78% yield) of the title compound as a 10:1 mixture of *cis* – *trans* isomers.

1H NMR (400 MHz, CDCl<sub>3</sub>):  $\delta$  7.90 (m, 3H), 7.56 (m, 2H), 7.45 (dd,  $J = 7.1, 8.3$  Hz, 1H), 7.30 (m, 3H), 7.25 (m, 1H), 7.18 (m, 1H), 6.78 (s, 1H), 6.55 (d,  $J = 8.7$  Hz, 2H), 6.36 (m, 3H), 4.63 (s, 2H), 4.10 (s, 2H), 3.74 (s, 3H), 3.44 (m, 2H), 2.73 (m, 2H), 2.30 (m, 2H); MS (AP/CI): 502.2 (M+H)+; minor isomer, characteristic 1H NMR signals:  $\delta$  4.66 (s), 4.12 (s), 2.60 (m).

**Example 64. 2-naphthalen-1-yl-N-[5-(*cis*-3-phenyl-cyclobutyl)-1H-pyrazol-3-yl]-acetamide**

A solution of N-[2-(4-methoxy-benzyl)-5-(3-phenyl-cyclobutyl)-2H-pyrazol-3-yl]-2-naphthalen-1-yl-acetamide (Preparation 7.2, 38 mg, 0.076 mmol) in trifluoroacetic acid (5 mL) at room temperature was treated with anisole (165  $\mu$ L, 1.5 mmol). The solution was heated at 70 °C for 5 h. The solvent was removed *in vacuo* and the residue was purified by silica gel chromatography (40:1 chloroform–methanol) to afford 27 mg (89% yield) of the title compound as a 94:6 mixture of *cis* – *trans* isomers. The product was dissolved in ethyl acetate and treated with hydrogen chloride in diethyl ether to afford the HCl salt.

1H NMR (400 MHz, CD<sub>3</sub>OD):  $\delta$  8.04 (d,  $J = 8.3$  Hz, 1H), 7.88 (d,  $J = 7.5$  Hz, 1H), 7.82 (d,  $J = 7.9$  Hz, 1H), 7.50 (m, 4H), 7.28 (m, 4H), 7.17 (m, 1H), 6.26 (s, 1H), 4.27 (s, 2H), 3.59 (m, 2H), 2.82 (m, 2H), 2.30 (m, 2H); MS (AP/CI): 382.3 (M+H)+.

The title compounds of the following Examples 65-71 were synthesized as in Example 64, including synthesis of Preparations 7.1 and 7.2, using an analogous starting ketone:

**Example 65. N-[5-[*cis*-3-(2-Methoxy-phenyl)-cyclobutyl]-2H-pyrazol-3-yl]-2-quinolin-6-yl-acetamide**

1H NMR (400 MHz, CDCl<sub>3</sub>):  $\delta$  9.23 (s, 1H), 8.80 (dd,  $J = 1.7, 4.1$  Hz, 1H), 7.93 (m, 2H), 7.54 (d,  $J = 1.7$  Hz, 1H), 7.47 (dd,  $J = 2.1, 8.7$  Hz, 1H), 7.27 (q,  $J = 4.1$  Hz, 1H), 7.15 (m,

1H), 7.08 (d,  $J = 7.5$  Hz, 1H), 6.87 (td,  $J = 0.8, 7.5$  Hz, 1H), 6.78 (d,  $J = 7.9$  Hz, 1H), 6.57 (s, 1H), 3.76 (s, 3H), 3.73 (s, 2H), 3.61 (m, 1H), 3.38 (m, 1H), 2.68 (m, 2H), 2.22 (m, 2H); MS (AP/CI): 413.2 (M+H)+.

5 **Example 66. N-{5-[*cis*-3-(2-Methoxy-phenyl)-cyclobutyl]-2H-pyrazol-3-yl}-2-pyridin-3-yl-acetamide**

1H NMR (400 MHz, CD3OD):  $\delta$  8.95 (s, 1H), 8.82 (d,  $J = 5.8$  Hz, 1H), 8.67 (d,  $J = 8.3$  Hz, 1H), 8.11 (m, 1H), 7.17 (m, 2H), 6.89 (m, 2H), 6.32 (s, 1H), 4.21 (s, 2H), 3.81 (s, 3H), 3.76 (m, 1H), 3.62 (m, 1H), 2.82 (m, 2H), 2.34 (m, 2H); MS (AP/CI): 363.2.

10 **Example 67. N-{5-[*cis*-3-(2-Methoxy-phenyl)-cyclobutyl]-2H-pyrazol-3-yl}-2-naphthalen-1-yl-acetamide hydrochloride**

1H NMR (400 MHz, CD3OD):  $\delta$  8.03 (d,  $J = 7.9$  Hz, 1H), 7.89 (d,  $J = 7.5$  Hz, 1H), 7.83 (d,  $J = 7.5$  Hz, 1H), 7.5 (m, 4H), 7.17 (m, 2H), 6.91 (m, 2H), 6.22 (s, 1H), 4.27 (s, 2H), 3.80 (s, 3H), 3.75 (m, 1H), 3.60 (m, 1H), 2.81 (m, 2H), 2.32 (m, 2H); MS (AP/CI): 412.2.

15 **Example 68. N-{5-[*cis*-3-(4-Methoxy-phenyl)-cyclobutyl]-2H-pyrazol-3-yl}-2-naphthalen-1-yl-acetamide**

1H NMR (400 MHz, CDCl<sub>3</sub>):  $\delta$  7.97 (m, 2H), 7.83 (d,  $J = 7.5$  Hz, 1H), 7.77 (m, 1H), 7.49 (m, 2H), 7.40 (m, 2H), 7.11 (d,  $J = 8.3$  Hz, 2H), 6.84 (d,  $J = 8.7$  Hz, 2H), 6.51 (s, 1H), 4.08 (s, 2H), 3.78 (s, 3H), 3.4 (m, 2H), 2.69 (m, 2H), 2.18 (m, 2H); MS (AP/CI): 412.2; minor isomer, characteristic 1H NMR signals: 6.65 (s), 2.51 (m).

20 **Example 69. N-{5-[*cis*-3-(4-Chloro-phenyl)-cyclobutyl]-2H-pyrazol-3-yl}-2-naphthalen-1-yl-acetamide**

1H NMR (400 MHz, CDCl<sub>3</sub>):  $\delta$  7.96 (d,  $J = 7.5$  Hz, 1H), 7.85 (m, 2H), 7.74 (s, 1H), 7.51 (m, 2H), 7.42 (m, 2H), 7.26 (m, 1H), 7.12 (d,  $J = 8.3$  Hz, 2H), 6.49 (s, 1H), 4.12 (s, 2H), 3.40 (m, 2H), 2.72 (m, 2H), 2.20 (m, 2H); MS (AP/CI): 416.1, 418.1 (M+H)+; minor isomer, characteristic 1H NMR signals:  $\delta$  6.65 (s), 2.55 (m).

25 **Example 70. 2-Naphthalen-1-yl-N-[5-(*cis*-3-*p*-tolyl-cyclobutyl)-2H-pyrazol-3-yl]-acetamide**

1H NMR (400 MHz, CDCl<sub>3</sub>):  $\delta$  8.04 (s, 1H), 7.95 (d,  $J = 7.9$  Hz, 1H), 7.81 (d,  $J = 8.3$  Hz, 1H), 7.75 (m, 1H), 7.47 (m, 2H), 7.36 (m, 2H), 7.10 (m, 3H), 6.52 (s, 1H), 4.06 (s, 2H), 3.38 (m, 2H), 2.70 (m, 2H), 2.32 (s, 3H), 2.20 (m, 2H); MS (AP/CI): 396.2; minor isomer, characteristic 1H NMR signals:  $\delta$  6.65 (s), 3.65 (m), 2.51 (m).

30 **Example 71. 2-(4-Methoxy-phenyl)-N-[5-(*cis*-3-(2-methoxy-phenyl)-cyclobutyl)-2H-pyrazol-3-yl]-acetamide**

1H NMR (400 MHz, CD3OD):  $\delta$  7.23 (d,  $J = 8.7$  Hz, 2H), 7.16 (d,  $J = 7.5$  Hz, 2H), 6.89 (m, 4H), 6.21 (s, 1H), 3.80 (s, 3H), 3.76 (s, 3H), 3.7 (m, 1H), 3.67 (s, 2H), 3.59 (m, 1H),



2.79 (m, 2H), 2.29 (m, 2H); MS (AP/CI): 392.2 (M+H)+.

The following additional Examples of compounds of the invention were synthesized as described herein:

- 5 N-{5-[*cis*-3-(4-Hydroxy-phenyl)-cyclobutyl]-1H-pyrazol-3-yl}-2-quinolin-6-yl-acetamide;  
N-{5-[*cis*-3-(3-Hydroxy-phenyl)-cyclobutyl]-1H-pyrazol-3-yl}-2-quinolin-6-yl-acetamide;  
2-Naphthalen-1-yl-N-[5-(*cis*-3-pyridin-3-yl-cyclobutyl)-2H-pyrazol-3-yl]-acetamide;  
N-[5-(*cis*-3-Naphthalen-2-yl-cyclobutyl)-2H-pyrazol-3-yl]-2-pyridin-3-yl-acetamide;  
N-(5-Indan-2-yl-1H-pyrazol-3-yl)-2-quinolin-6-yl-acetamide;  
10 N-[5-(*cis*-3-Pyridin-2-yl-cyclobutyl)-2H-pyrazol-3-yl]-2-quinolin-6-yl-acetamide;  
N-[5-(*cis*-3-Pyridin-2-yl-cyclobutyl)-2H-pyrazol-3-yl]-2-quinolin-6-yl-acetamide;  
2-(4-Methoxy-phenyl)-N-[5-(*cis*-3-pyridin-4-yl-cyclobutyl)-2H-pyrazol-3-yl]-acetamide;  
N-{5-[3-(*cis*-2-Dimethylaminomethyl-phenyl)-cyclobutyl]-2H-pyrazol-3-yl}-2-(4-  
methoxy-phenyl)-acetamide;  
N-(5-{*cis*-3-[3-(2-Dimethylamino-ethoxy)-phenyl]-cyclobutyl}-2H-pyrazol-3-yl)-2-(4-  
15 methoxy-phenyl)-acetamide;  
N-{5-[*cis*-3-(2-Hydroxy-phenyl)-cyclobutyl]-2H-pyrazol-3-yl}-2-(4-methoxy-phenyl)-  
acetamide;  
N-(5-{*cis*-3-[2-(2-Dimethylamino-ethoxy)-phenyl]-cyclobutyl}-2H-pyrazol-3-yl)-2-(4-  
methoxy-phenyl)-acetamide;  
20 2-(4-Methoxy-phenyl)-N-[5-(*cis*-3-phenyl-cyclobutyl)-2H-pyrazol-3-yl]-acetamide;  
N-{5-[*cis*-3-(2-Fluoro-phenyl)-cyclobutyl]-2H-pyrazol-3-yl}-2-(4-methoxy-phenyl)-  
acetamide;  
N-(5-{*cis*-3-[4-(Azetidin-3-yloxy)-phenyl]-cyclobutyl}-2H-pyrazol-3-yl)-2-(4-methoxy-  
phenyl)-acetamide;  
25 N-(5-{*cis*-3-[2-(Azetidin-3-yloxy)-phenyl]-cyclobutyl}-2H-pyrazol-3-yl)-2-(4-methoxy-  
phenyl)-acetamide;  
2-(4-Methoxy-phenyl)-N-{5-[*cis*-3-(2-methylsulfanyl-phenyl)-cyclobutyl]-2H-pyrazol-3-  
yl}-acetamide;  
N-{5-[*cis*-3-(2-Amino-phenyl)-cyclobutyl]-2H-pyrazol-3-yl}-2-(4-methoxy-phenyl)-  
30 acetamide;  
N-{5-[*cis*-3-(4-Cyano-phenyl)-cyclobutyl]-2H-pyrazol-3-yl}-2-(4-methoxy-phenyl)-  
acetamide;  
N-{5-[*cis*-3-(2-Cyano-phenyl)-3-hydroxy-cyclobutyl]-2H-pyrazol-3-yl}-2-(4-methoxy-  
phenyl)-acetamide;  
35 N-{5-[*cis*-3-(2-Hydroxy-ethyl)-cyclobutyl]-1H-pyrazol-3-yl}-2-naphthalen-1-yl-  
acetamide;

- N-{5-[*cis*-3-(3-Cyano-phenyl)-cyclobutyl]-2H-pyrazol-3-yl}-2-(4-methoxy-phenyl)-acetamide;
- N-{5-[*cis*-3-(2-Cyano-phenyl)-cyclobutyl]-2H-pyrazol-3-yl}-2-(4-methoxy-phenyl)-acetamide;
- 5 N-{5-[*cis*-3-(3-Amino-phenyl)-cyclobutyl]-2H-pyrazol-3-yl}-2-(4-methoxy-phenyl)-acetamide;
- 4-(*cis*-3-{5-[2-(4-Methoxy-phenyl)-acetylamino]-1H-pyrazol-3-yl}-cyclobutyl)-benzoic acid methyl ester;
- N-{5-[*cis*-3-(4-Hydroxymethyl-phenyl)-cyclobutyl]-2H-pyrazol-3-yl}-2-(4-methoxy-phenyl)-acetamide;
- 10 N-{5-[*cis*-3-(2-Hydroxy-phenyl)-cyclobutyl]-1H-pyrazol-3-yl}-2-phenyl-acetamide;
- N-{5-[*cis*-3-(2-Hydroxy-phenyl)-cyclobutyl]-1H-pyrazol-3-yl}-2-quinolin-6-yl-acetamide;
- N-{5-[*cis*-3-(2-Hydroxy-phenyl)-cyclobutyl]-1H-pyrazol-3-yl}-acetamide;
- Cyclopropanecarboxylic acid {5-[*cis*-3-(2-hydroxy-phenyl)-cyclobutyl]-1H-pyrazol-3-yl}-amide;
- 15 N-{5-[*cis*-3-(2-Hydroxy-phenyl)-cyclobutyl]-1H-pyrazol-3-yl}-isobutyramide;
- N-{5-[*cis*-3-(3-Aminomethyl-phenyl)-cyclobutyl]-2H-pyrazol-3-yl}-2-(4-methoxy-phenyl)-acetamide;
- N-{5-[*cis*-3-(3-Dimethylaminomethyl-phenyl)-cyclobutyl]-2H-pyrazol-3-yl}-2-(4-methoxy-phenyl)-acetamide;
- 20 3-(*cis*-3-{5-[2-(4-Methoxy-phenyl)-acetylamino]-1H-pyrazol-3-yl}-cyclobutyl)-benzoic acid methyl ester;
- N-{5-[*cis*-3-(3-Hydroxymethyl-phenyl)-cyclobutyl]-2H-pyrazol-3-yl}-2-(4-methoxy-phenyl)-acetamide;
- 25 N-(5-{*cis*-3-[3-(1-Hydroxy-1-methyl-ethyl)-phenyl]-cyclobutyl}-2H-pyrazol-3-yl)-2-(4-methoxy-phenyl)-acetamide;
- N-{5-[*cis*-3-(3-Ethylaminomethyl-phenyl)-cyclobutyl]-2H-pyrazol-3-yl}-2-(4-methoxy-phenyl)-acetamide;
- N-{5-[*cis*-3-(3-Cyclobutylaminomethyl-phenyl)-cyclobutyl]-2H-pyrazol-3-yl}-2-(4-methoxy-phenyl)-acetamide;
- 30 2-(4-Methoxy-phenyl)-N-{5-[*cis*-3-(3-propylaminomethyl-phenyl)-cyclobutyl]-2H-pyrazol-3-yl}-acetamide;
- N-{5-[*cis*-3-(3-Cyclopentylaminomethyl-phenyl)-cyclobutyl]-2H-pyrazol-3-yl}-2-(4-methoxy-phenyl)-acetamide;
- 35 N-(5-{*cis*-3-[3-(Benzylamino-methyl)-phenyl]-cyclobutyl}-2H-pyrazol-3-yl)-2-(4-methoxy-phenyl)-acetamide;

2-(4-Methoxy-phenyl)-N-{5-[3-(3-methylaminomethyl-phenyl)-cyclobutyl]-2H-pyrazol-3-yl}-acetamide;

N-{5-[*cis*-3-(3-Cyclopropylaminomethyl-phenyl)-cyclobutyl]-2H-pyrazol-3-yl}-2-(4-methoxy-phenyl)-acetamide;

5 2-(4-Methoxy-phenyl)-N-{5-[*cis*-3-(3-pyrrolidin-1-ylmethyl-phenyl)-cyclobutyl]-2H-pyrazol-3-yl}-acetamide;

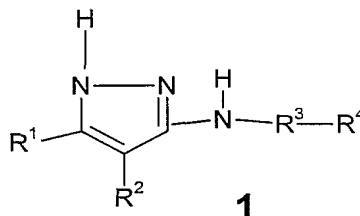
N-{5-[*cis*-3-(3-Diethylaminomethyl-phenyl)-cyclobutyl]-2H-pyrazol-3-yl}-2-(4-methoxy-phenyl)-acetamide; and

10 N-{5-[*cis*-3-(3-Azetidin-1-ylmethyl-phenyl)-cyclobutyl]-2H-pyrazol-3-yl}-2-(4-methoxy-phenyl)-acetamide.

**CLAIMS**

What is claimed is:

1. A compound of the formula



- 5 wherein R<sup>1</sup> is a straight chain or branched (C<sub>1</sub>-C<sub>8</sub>)alkyl, a straight chain or branched (C<sub>2</sub>-C<sub>8</sub>)alkenyl, a straight chain or branched (C<sub>2</sub>-C<sub>8</sub>)alkynyl, (C<sub>3</sub>-C<sub>8</sub>)cycloalkyl, (C<sub>4</sub>-C<sub>8</sub>)cycloalkenyl, (3-8 membered) heterocycloalkyl, (C<sub>5</sub>-C<sub>11</sub>)bicycloalkyl, (C<sub>7</sub>-C<sub>11</sub>)bicycloalkenyl, or (5-11 membered) heterobicycloalkyl, and wherein R<sup>1</sup> is optionally substituted with from one to six substituents R<sup>5</sup> independently selected from F, Cl, Br, I, nitro, cyano, -CF<sub>3</sub>, -NR<sup>7</sup>R<sup>8</sup>, -NR<sup>7</sup>C(=O)R<sup>8</sup>, -NR<sup>7</sup>C(=O)OR<sup>8</sup>, -NR<sup>7</sup>C(=O)NR<sup>8</sup>R<sup>9</sup>, -NR<sup>7</sup>S(=O)<sub>2</sub>R<sup>8</sup>, -NR<sup>7</sup>S(=O)<sub>2</sub>NR<sup>8</sup>R<sup>9</sup>, -OR<sup>7</sup>, -OC(=O)R<sup>7</sup>, -OC(=O)OR<sup>7</sup>, -C(=O)OR<sup>7</sup>, -C(=O)R<sup>7</sup>, -C(=O)NR<sup>7</sup>R<sup>8</sup>, -OC(=O)NR<sup>7</sup>R<sup>8</sup>, -OC(=O)SR<sup>7</sup>, -SR<sup>7</sup>, -S(=O)R<sup>7</sup>, -S(=O)<sub>2</sub>R<sup>7</sup>, -S(=O)<sub>2</sub>NR<sup>7</sup>R<sup>8</sup>, and R<sup>7</sup>;

R<sup>2</sup> is H, F, -CH<sub>3</sub>, -CN, or -C(=O)OR<sup>7</sup>;

R<sup>3</sup> is -C(=O)NR<sup>9</sup>-, -C(=O)O-, -C(=O)(CR<sup>10</sup>R<sup>11</sup>)<sub>n</sub>-, or -(CR<sup>10</sup>R<sup>11</sup>)<sub>n</sub>-;

- 15 R<sup>4</sup> is a straight chain or a branched (C<sub>1</sub>-C<sub>8</sub>)alkyl, a straight chain or a branched (C<sub>2</sub>-C<sub>8</sub>)alkenyl, a straight chain or branched (C<sub>2</sub>-C<sub>8</sub>)alkynyl, (C<sub>3</sub>-C<sub>8</sub>)cycloalkyl, (C<sub>4</sub>-C<sub>8</sub>)cycloalkenyl, (3-8 membered) heterocycloalkyl, (C<sub>5</sub>-C<sub>11</sub>)bicycloalkyl, (C<sub>7</sub>-C<sub>11</sub>)bicycloalkenyl, (5-11 membered) heterobicycloalkyl, (C<sub>6</sub>-C<sub>14</sub>)aryl, or (5-14 membered) heteroaryl; and wherein R<sup>4</sup> is optionally substituted with from one to three substituents R<sup>6</sup> independently selected from F, Cl, Br, I, nitro, cyano, -CF<sub>3</sub>, -NR<sup>7</sup>R<sup>8</sup>, -NR<sup>7</sup>C(=O)R<sup>8</sup>, -NR<sup>7</sup>C(=O)OR<sup>8</sup>, -NR<sup>7</sup>C(=O)NR<sup>8</sup>R<sup>9</sup>, -NR<sup>7</sup>S(=O)<sub>2</sub>R<sup>8</sup>, -NR<sup>7</sup>S(=O)<sub>2</sub>NR<sup>8</sup>R<sup>9</sup>, -OR<sup>7</sup>, -OC(=O)R<sup>7</sup>, -OC(=O)OR<sup>7</sup>, -C(=O)OR<sup>7</sup>, -C(=O)R<sup>7</sup>, -C(=O)NR<sup>7</sup>R<sup>8</sup>, -OC(=O)NR<sup>7</sup>R<sup>8</sup>, -OC(=O)SR<sup>7</sup>, -SR<sup>7</sup>, -S(=O)R<sup>7</sup>, -S(=O)<sub>2</sub>R<sup>7</sup>, -S(=O)<sub>2</sub>NR<sup>7</sup>R<sup>8</sup>, or R<sup>7</sup>;

- 25 each R<sup>7</sup>, R<sup>8</sup>, and R<sup>9</sup> is independently selected from H, straight chain or branched (C<sub>1</sub>-C<sub>8</sub>)alkyl, straight chain or branched (C<sub>2</sub>-C<sub>8</sub>)alkenyl, straight chain or branched (C<sub>2</sub>-C<sub>8</sub>)alkynyl, (C<sub>3</sub>-C<sub>8</sub>)cycloalkyl, (C<sub>4</sub>-C<sub>8</sub>)cycloalkenyl, (3-8 membered) heterocycloalkyl, (C<sub>5</sub>-C<sub>11</sub>)bicycloalkyl, (C<sub>7</sub>-C<sub>11</sub>)bicycloalkenyl, (5-11 membered) heterobicycloalkyl, (C<sub>6</sub>-C<sub>14</sub>)aryl, and (5-14 membered) heteroaryl, wherein R<sup>7</sup>, R<sup>8</sup>, and R<sup>9</sup> are each independently optionally substituted with from one to six substituents independently selected from F, Cl, Br, I, -NO<sub>2</sub>, -CN, -CF<sub>3</sub>, -NR<sup>10</sup>R<sup>11</sup>, -NR<sup>10</sup>C(=O)R<sup>11</sup>, -NR<sup>10</sup>C(=O)OR<sup>11</sup>, -NR<sup>10</sup>C(=O)NR<sup>11</sup>R<sup>12</sup>, -NR<sup>10</sup>S(=O)<sub>2</sub>R<sup>11</sup>, -NR<sup>10</sup>S(=O)<sub>2</sub>NR<sup>11</sup>R<sup>12</sup>, -OR<sup>10</sup>, -OC(=O)R<sup>10</sup>, -OC(=O)OR<sup>10</sup>, -OC(=O)NR<sup>10</sup>R<sup>11</sup>, -OC(=O)SR<sup>10</sup>, -SR<sup>10</sup>, -S(=O)R<sup>10</sup>, -S(=O)<sub>2</sub>R<sup>10</sup>, -S(=O)<sub>2</sub>NR<sup>10</sup>R<sup>11</sup>, -C(=O)R<sup>10</sup>, -C(=O)OR<sup>10</sup>, -C(=O)NR<sup>10</sup>R<sup>11</sup>, and R<sup>10</sup>;

or, when R<sup>7</sup> and R<sup>8</sup> are as in NR<sup>7</sup>R<sup>8</sup>, they may instead optionally be connected to form with the nitrogen of NR<sup>7</sup>R<sup>8</sup> to which they are attached a heterocycloalkyl moiety of from three to seven ring members, said heterocycloalkyl moiety optionally comprising one or two further heteroatoms independently selected from N, O, and S;

5 each R<sup>10</sup>, R<sup>11</sup>, and R<sup>12</sup> is independently selected from H, straight chain or branched (C<sub>1</sub>-C<sub>8</sub>)alkyl, straight chain or branched (C<sub>2</sub>-C<sub>8</sub>)alkenyl, straight chain or branched (C<sub>2</sub>-C<sub>8</sub> alkynyl), (C<sub>3</sub>-C<sub>8</sub>)cycloalkyl, (C<sub>4</sub>-C<sub>8</sub>)cycloalkenyl, (3-8 membered) heterocycloalkyl, (C<sub>5</sub>-C<sub>11</sub>)bicycloalkyl, (C<sub>7</sub>-C<sub>11</sub>)bicycloalkenyl, (5-11 membered) heterobicycloalkyl, (C<sub>6</sub>-C<sub>14</sub>)aryl, and (5-14 membered) heteroaryl, wherein R<sup>10</sup>, R<sup>11</sup>, and R<sup>12</sup> are each independently optionally substituted with from one  
10 to six substituents independently selected from F, Cl, Br, I, NO<sub>2</sub>, -CN, -CF<sub>3</sub>, -NR<sup>13</sup>R<sup>14</sup>, -NR<sup>13</sup>C(=O)R<sup>14</sup>, -NR<sup>13</sup>C(=O)OR<sup>14</sup>, -NR<sup>13</sup>C(=O)NR<sup>14</sup>R<sup>15</sup>, -NR<sup>13</sup>S(=O)<sub>2</sub>R<sup>14</sup>, -NR<sup>13</sup>S(=O)<sub>2</sub>NR<sup>14</sup>R<sup>15</sup>, -OR<sup>13</sup>, -OC(=O)R<sup>13</sup>, -OC(=O)OR<sup>13</sup>, -OC(=O)NR<sup>13</sup>R<sup>14</sup>, -OC(=O)SR<sup>13</sup>, -SR<sup>13</sup>, -S(=O)R<sup>13</sup>, -S(=O)<sub>2</sub>R<sup>13</sup>, -S(=O)<sub>2</sub>NR<sup>13</sup>R<sup>14</sup>, -C(=O)R<sup>13</sup>, -C(=O)OR<sup>13</sup>, -C(=O)NR<sup>13</sup>R<sup>14</sup>, and R<sup>13</sup>;

each R<sup>13</sup>, R<sup>14</sup>, and R<sup>15</sup> is independently selected from H, straight chain or branched (C<sub>1</sub>-  
15 C<sub>8</sub>)alkyl, straight chain or branched (C<sub>2</sub>-C<sub>8</sub>)alkenyl, straight chain or branched (C<sub>2</sub>-C<sub>8</sub> alkynyl), (C<sub>3</sub>-C<sub>8</sub>)cycloalkyl, (C<sub>4</sub>-C<sub>8</sub>)cycloalkenyl, (3-8 membered) heterocycloalkyl, (C<sub>5</sub>-C<sub>11</sub>)bicycloalkyl, (C<sub>7</sub>-C<sub>11</sub>)bicycloalkenyl, (5-11 membered) heterobicycloalkyl, (C<sub>6</sub>-C<sub>14</sub>)aryl, and (5-14 membered) heteroaryl, wherein R<sup>13</sup>, R<sup>14</sup>, and R<sup>15</sup> are each independently optionally substituted with from one  
20 to six substituents independently selected from F, Cl, Br, I, NO<sub>2</sub>, -CN, -CF<sub>3</sub>, -NR<sup>16</sup>R<sup>17</sup>, -NR<sup>16</sup>C(=O)R<sup>17</sup>, -NR<sup>16</sup>C(=O)OR<sup>17</sup>, -NR<sup>16</sup>C(=O)NR<sup>17</sup>R<sup>18</sup>, -NR<sup>16</sup>S(=O)<sub>2</sub>R<sup>17</sup>, -NR<sup>16</sup>S(=O)<sub>2</sub>NR<sup>17</sup>R<sup>18</sup>, -OR<sup>16</sup>, -OC(=O)R<sup>16</sup>, -OC(=O)OR<sup>16</sup>, -OC(=O)NR<sup>16</sup>R<sup>17</sup>, -OC(=O)SR<sup>16</sup>, -SR<sup>16</sup>, -S(=O)R<sup>16</sup>, -S(=O)<sub>2</sub>R<sup>16</sup>, -S(=O)<sub>2</sub>NR<sup>16</sup>R<sup>17</sup>, -C(=O)R<sup>16</sup>, -C(=O)OR<sup>16</sup>, -C(=O)NR<sup>16</sup>R<sup>17</sup>, and R<sup>16</sup>

each R<sup>16</sup>, R<sup>17</sup>, and R<sup>18</sup> is independently selected from H, straight chain or branched (C<sub>1</sub>-  
25 C<sub>8</sub>)alkyl, straight chain or branched (C<sub>2</sub>-C<sub>8</sub>)alkenyl, straight chain or branched (C<sub>2</sub>-C<sub>8</sub> alkynyl), (C<sub>3</sub>-C<sub>8</sub>)cycloalkyl, (C<sub>4</sub>-C<sub>8</sub>)cycloalkenyl, (3-8 membered) heterocycloalkyl, (C<sub>5</sub>-C<sub>11</sub>)bicycloalkyl, (C<sub>7</sub>-C<sub>11</sub>)bicycloalkenyl, (5-11 membered) heterobicycloalkyl, (C<sub>6</sub>-C<sub>14</sub>)aryl, and (5-14 membered) heteroaryl;

n is 0, 1, 2, or 3;

wherein R<sup>10</sup> and R<sup>11</sup> in -C(=O)(CR<sup>10</sup>R<sup>11</sup>)<sub>n</sub>- and -(CR<sup>10</sup>R<sup>11</sup>)<sub>n</sub>- are for each iteration of n  
30 defined independently as recited above;

or a pharmaceutically acceptable salt thereof.

2. A compound according to claim 1, wherein R<sup>3</sup> is -(CR<sup>10</sup>R<sup>11</sup>)<sub>n</sub>-, -C(=O)NH- or -C(=O)(CR<sup>10</sup>R<sup>11</sup>)<sub>n</sub>-.

3. A compound according to claim 1, wherein R<sup>1</sup> is optionally substituted  
35 (C<sub>3</sub>-C<sub>8</sub>)cycloalkyl or optionally substituted (C<sub>5</sub>-C<sub>11</sub>) bicycloalkyl.

4. A compound according to claim 3, wherein R<sup>1</sup> is cyclopropyl, cyclobutyl, cyclopentyl, cyclohexyl, norbornyl, or bicyclo-[3.1.0]-hexyl, each optionally substituted.
5. A compound according to claim 1, wherein R<sup>1</sup> is optionally substituted straight chain or branched (C<sub>1</sub>-C<sub>8</sub>)alkyl or optionally substituted straight chain or branched (C<sub>2</sub>-C<sub>8</sub>)alkenyl.
6. A compound according to claim 1, wherein R<sup>4</sup> is (C<sub>6</sub>-C<sub>14</sub>)aryl or (5-14 membered) heteroaryl, each optionally substituted.
7. A compound according to claim 6, wherein R<sup>4</sup> is phenyl, pyridyl, naphthyl, quinolyl, isoquinolyl, pyrimidinyl, pyrazinyl, or pyridazyl, each optionally substituted.
8. A compound according to any of claims 1-7, wherein R<sup>2</sup> is hydrogen.
9. A compound of claim 1, selected from the group consisting of:
- (5-ethyl-2H-pyrazol-3-yl)-(6-methoxy-pyridin-2-yl)-amine;
  - (5-cyclobutyl-2H-pyrazol-3-yl)-(6-methoxy-pyridin-2-yl)-amine
  - (5-cyclobutyl-2H-pyrazol-3-yl)-naphthalen-2-yl-amine;
  - (5-cyclobutyl-2H-pyrazol-3-yl)-naphthalen-1-yl-amine;
  - N-(5-cyclobutyl-2H-pyrazol-3-yl)-N',N'-dimethyl-naphthalene-1,4-diamine;
  - N-(5-cyclobutyl-2H-pyrazol-3-yl)-N',N'-dimethyl-pyridine-2,6-diamine;
  - (5-cyclobutyl-2H-pyrazol-3-yl)-(6-trifluoromethyl-pyridin-2-yl)-amine;
  - (3-benzyloxy-phenyl)-(5-cyclobutyl-2H-pyrazol-3-yl)-amine;
  - (5-cyclobutyl-2H-pyrazol-3-yl)-(3-trifluoromethyl-phenyl)-amine;
  - N-(5-cyclobutyl-2H-pyrazol-3-yl)-N',N'-dimethyl-benzene-1,3-diamine;
  - (5-cyclobutyl-2H-pyrazol-3-yl)-(3-methoxy-phenyl)-amine;
  - (5-cyclobutyl-2H-pyrazol-3-yl)-(4-nitro-phenyl)-amine;
  - (4-chloro-benzyl)-(5-cyclobutyl-2H-pyrazol-3-yl)-amine;
  - (3-bromo-phenyl)-(5-cyclobutyl-2H-pyrazol-3-yl)-amine;
  - (5-cyclobutyl-2H-pyrazol-3-yl)-quinolin-2-yl-amine;
  - [5-(1,4-dioxo-spiro[4.4]non-7-yl)-1H-pyrazol-3-yl]-(3-trifluoromethyl-phenyl)-amine;
  - (6-chloro-pyridin-2-yl)-(5-cyclobutyl-2H-pyrazol-3-yl)-amine;
  - 3-[5-(3-trifluoromethyl-phenylamino)-2H-pyrazol-3-yl]-cyclopentanone;
  - (5-cyclobutyl-2H-pyrazol-3-yl)-(6-methoxy-4-methyl-quinolin-2-yl)-amine;
  - (5-cyclobutyl-2H-pyrazol-3-yl)-(3-trifluoromethoxy-phenyl)-amine;
  - (2-chloro-4-nitro-phenyl)-(5-cyclobutyl-2H-pyrazol-3-yl)-amine;
  - 3-*trans*-[5-(3-trifluoromethyl-phenylamino)-2H-pyrazol-3-yl]-cyclopentanol;
  - (3,5-bis-trifluoromethyl-phenyl)-(5-cyclobutyl-2H-pyrazol-3-yl)-amine;
  - [5-(3-*cis*-benzylamino-cyclopentyl)-1H-pyrazol-3-yl]-(3-trifluoromethyl-phenyl)-amine;

- {5-[3-*cis*-(4-methoxy-benzylamino)-cyclopentyl]-1H-pyrazol-3-yl}-(3-trifluoromethyl-phenyl)-amine;
- 4-(5-cyclobutyl-2H-pyrazol-3-ylamino)-benzotrile;
- (5-cyclobutyl-2H-pyrazol-3-yl)-(3-fluoro-phenyl)-amine;
- 5 (5-cyclobutyl-2H-pyrazol-3-yl)-(3,5-dichloro-phenyl)-amine;
- (2-bromo-phenyl)-(5-cyclobutyl-2H-pyrazol-3-yl)-amine;
- N-{*cis*-3-[5-(3-trifluoromethyl-phenylamino)-2H-pyrazol-3-yl]-cyclopentyl}-acetamide;
- pyridin-2-yl-{3-*trans*-[5-(3-trifluoromethyl-phenylamino)-2H-pyrazol-3-yl]-cyclopentyl}-amine;
- 10 (5-cyclobutyl-1H-pyrazol-3-yl)-(4-methoxy-phenyl)-amine;
- pyridine-2-carboxylic acid {3-[5-(3-trifluoromethyl-phenylamino)-2H-pyrazol-3-yl]-cyclopentyl}-amide;
- 3-trifluoromethyl-N-{3-[5-(3-trifluoromethyl-phenylamino)-2H-pyrazol-3-yl]-cyclopentyl}-benzamide;
- 15 cyclobutanecarboxylic acid {3-[5-(3-trifluoromethyl-phenylamino)-2H-pyrazol-3-yl]-cyclopentyl}-amide;
- 2,2-dimethyl-N-{3-[5-(3-trifluoromethyl-phenylamino)-2H-pyrazol-3-yl]-cyclopentyl}-propionamide;
- 4-fluoro-N-{3-[5-(3-trifluoromethyl-phenylamino)-2H-pyrazol-3-yl]-cyclopentyl}-
- 20 benzamide;
- 2,2,2-trifluoro-N-{3-[5-(3-trifluoromethyl-phenylamino)-2H-pyrazol-3-yl]-cyclopentyl}-acetamide;
- cyclopropanecarboxylic acid {3-[5-(3-trifluoromethyl-phenylamino)-2H-pyrazol-3-yl]-cyclopentyl}-amide;
- 25 N-{3-[5-(3-trifluoromethyl-phenylamino)-2H-pyrazol-3-yl]-cyclopentyl}-propionamide;
- cyclohexanecarboxylic acid {3-[5-(3-trifluoromethyl-phenylamino)-2H-pyrazol-3-yl]-cyclopentyl}-amide;
- N-[5-(3-acetylamino-cyclopentyl)-2H-pyrazol-3-yl]-2-naphthalen-1-yl-acetamide;
- cyclopropanecarboxylic acid {3-[5-(2-naphthalen-1-yl-acetylamino)-1H-pyrazol-3-yl]-cyclopentyl}-amide;
- 30 cyclopentyl}-amide;
- 2-naphthalen-1-yl-N-{5-[3-(2,2,2-trifluoro-acetylamino)-cyclopentyl]-2H-pyrazol-3-yl}-acetamide;
- N-{3-[5-(2-naphthalen-1-yl-acetylamino)-1H-pyrazol-3-yl]-cyclopentyl}-benzamide;
- N-(5-hydroxymethyl-1H-pyrazol-3-yl)-2-naphthalen-1-yl-acetamide;
- 35 2-naphthalen-1-yl-N-[5-(thiazol-2-ylaminomethyl)-1H-pyrazol-3-yl]-acetamide;
- N-[5-((1*S*)-hydroxy-ethyl)-2H-pyrazol-3-yl]-2-naphthalen-1-yl-acetamide;

- N-{5-[(1S)-(benzooxazol-2-yloxy)-ethyl]-1H-pyrazol-3-yl}-2-naphthalen-1-yl-acetamide;
- N-{5-[(1S)-(benzothiazol-2-yloxy)-ethyl]-1H-pyrazol-3-yl}-2-naphthalen-1-yl-acetamide;
- 5 N-[5-(3-hydroxy-1-methyl-propyl)-1H-pyrazol-3-yl]-2-naphthalen-1-yl-acetamide;
- N-[5-(benzothiazol-2-yloxymethyl)-1H-pyrazol-3-yl]-2-naphthalen-1-yl-acetamide;
- N-{5-[3-(benzothiazol-2-yloxy)-1-methyl-propyl]-1H-pyrazol-3-yl}-2-naphthalen-1-yl-acetamide;
- N-[5-(2-hydroxy-(1S)-methyl-ethyl)-2H-pyrazol-3-yl]-2-naphthalen-1-yl-acetamide;
- 10 N-{5-[(1R)-(benzothiazol-2-yloxy)-ethyl]-1H-pyrazol-3-yl}-2-naphthalen-1-yl-acetamide;
- N-[5-(3-acetylamino-1-methyl-propyl)-1H-pyrazol-3-yl]-2-naphthalen-1-yl-acetamide;
- 3-methoxy-N-{*cis*-3-[5-(2-naphthalen-1-yl-acetylamino)-2H-pyrazol-3-yl]-cyclobutyl}-benzamide;
- 15 N-[5-(*cis*-3-acetylamino-cyclobutyl)-1H-pyrazol-3-yl]-2-naphthalen-1-yl-acetamide;
- N-{*cis*-3-[5-(2-naphthalen-1-yl-acetylamino)-2H-pyrazol-3-yl]-cyclobutyl}-benzamide;
- 2-cyclopropyl-N-{*cis*-3-[5-(2-naphthalen-1-yl-acetylamino)-2H-pyrazol-3-yl]-cyclobutyl}-acetamide;
- 6-chloro-pyridine-2-carboxylic acid {*cis*-3-[5-(2-naphthalen-1-yl-acetylamino)-2H-pyrazol-3-yl]-cyclobutyl}-amide;
- 20 quinoline-2-carboxylic acid {*cis*-3-[5-(2-naphthalen-1-yl-acetylamino)-2H-pyrazol-3-yl]-cyclobutyl}-amide;
- pyrazine-2-carboxylic acid {*cis*-3-[5-(2-naphthalen-1-yl-acetylamino)-2H-pyrazol-3-yl]-cyclobutyl}-amide;
- 25 4-methoxy-N-{*cis*-3-[5-(2-naphthalen-1-yl-acetylamino)-2H-pyrazol-3-yl]-cyclobutyl}-benzamide;
- N-{*cis*-3-[5-(2-naphthalen-1-yl-acetylamino)-2H-pyrazol-3-yl]-cyclobutyl}-3-nitrobenzamide;
- N-{*cis*-3-[5-(2-naphthalen-1-yl-acetylamino)-2H-pyrazol-3-yl]-cyclobutyl}-3-trifluoromethyl-benzamide;
- 30 N-{*cis*-3-[5-(2-naphthalen-1-yl-acetylamino)-2H-pyrazol-3-yl]-cyclobutyl}-isobutyramide;
- 2-phenyl-cyclopropanecarboxylic acid {*cis*-3-[5-(2-naphthalen-1-yl-acetylamino)-2H-pyrazol-3-yl]-cyclobutyl}-amide;
- 35 N-{5-[*cis*-3-(benzooxazol-2-yloxy)-cyclobutyl]-1H-pyrazol-3-yl}-2-naphthalen-1-yl-acetamide;



- 4-dimethylamino-N-{*cis*-3-[5-(2-naphthalen-1-yl-acetylamino)-2H-pyrazol-3-yl]-cyclobutyl}-benzamide;
- 3,5-dimethoxy-N-{*cis*-3-[5-(2-naphthalen-1-yl-acetylamino)-2H-pyrazol-3-yl]-cyclobutyl}-benzamide;
- 5 2-naphthalen-1-yl-N-[5-(*cis*-3-phenyl-cyclobutyl)-2H-pyrazol-3-yl]-acetamide;
- N-{5-[*cis*-3-(3-methoxy-phenyl)-cyclobutyl]-2H-pyrazol-3-yl}-2-naphthalen-1-yl-acetamide;
- N-{5-[*cis*-3-(2-methoxy-phenyl)-cyclobutyl]-2H-pyrazol-3-yl}-2-naphthalen-1-yl-acetamide;
- 10 N-{5-[*cis*-3-(4-methoxy-phenyl)-cyclobutyl]-2H-pyrazol-3-yl}-2-naphthalen-1-yl-acetamide;
- 2-naphthalen-1-yl-N-[5-(*cis*-3-*p*-tolyl-cyclobutyl)-2H-pyrazol-3-yl]-acetamide;
- N-{5-[*cis*-3-(4-chloro-phenyl)-cyclobutyl]-2H-pyrazol-3-yl}-2-naphthalen-1-yl-acetamide;
- 15 2-(4-methoxy-phenyl)-N-{5-[*cis*-3-(2-methoxy-phenyl)-cyclobutyl]-2H-pyrazol-3-yl}-acetamide;
- N-{5-[*cis*-3-(2-methoxy-phenyl)-cyclobutyl]-2H-pyrazol-3-yl}-2-quinolin-6-yl-acetamide;
- N-{5-[*cis*-3-(2-methoxy-phenyl)-cyclobutyl]-2H-pyrazol-3-yl}-2-phenyl-acetamide;
- N-{5-[*cis*-3-(2-methoxy-phenyl)-cyclobutyl]-2H-pyrazol-3-yl}-2-pyridin-3-yl-acetamide;
- 20 N-{5-[*cis*-3-(4-methoxy-phenyl)-cyclobutyl]-1H-pyrazol-3-yl}-2-quinolin-6-yl-acetamide;
- 2-quinolin-6-yl-N-[5-(*cis*-3-*p*-tolyl-cyclobutyl)-1H-pyrazol-3-yl]-acetamide;
- N-{5-[*cis*-3-(4-fluoro-phenyl)-cyclobutyl]-1H-pyrazol-3-yl}-2-quinolin-6-yl-acetamide;
- N-{5-[*cis*-3-(4-chloro-phenyl)-cyclobutyl]-1H-pyrazol-3-yl}-2-quinolin-6-yl-acetamide;
- 2-quinolin-6-yl-N-[5-(*cis*-3-*m*-tolyl-cyclobutyl)-1H-pyrazol-3-yl]-acetamide;
- 25 4-dimethylamino-N-{*cis*-3-[5-(2-naphthalen-1-yl-acetylamino)-2H-pyrazol-3-yl]-cyclobutyl}-benzamide;
- 2-naphthalen-1-yl-N-{5-[*cis*-3-(pyridin-2-yloxy)-cyclobutyl]-1H-pyrazol-3-yl}-acetamide;
- 6-methyl-pyridine-2-carboxylic acid {*cis*-3-[5-(2-naphthalen-1-yl-acetylamino)-2H-pyrazol-3-yl]-cyclobutyl}-amide;
- 30 2-phenyl-cyclopropanecarboxylic acid methyl-{*cis*-3-[5-(2-naphthalen-1-yl-acetylamino)-2H-pyrazol-3-yl]-cyclobutyl}-amide;
- N-{5-[*cis*-3-(3-methyl-pyrazin-2-yloxy)-cyclobutyl]-1H-pyrazol-3-yl}-2-naphthalen-1-yl-acetamide;
- {5-[*cis*-3-(2-methoxy-phenyl)-cyclobutyl]-1H-pyrazol-3-yl}-(6-methoxy-pyridin-2-yl)-
- 35 amine;

- N-{5-[*cis*-3-(3,6-dimethyl-pyrazin-2-yloxy)-cyclobutyl]-1H-pyrazol-3-yl}-2-naphthalen-1-yl-acetamide;
- N-{5-[*cis*-3-(3-methoxy-pyridin-2-yloxy)-cyclobutyl]-1H-pyrazol-3-yl}-2-naphthalen-1-yl-acetamide;
- 5 2-methyl-cyclopropanecarboxylic acid {*cis*-3-[5-(2-naphthalen-1-yl-acetylamino)-2H-pyrazol-3-yl]-cyclobutyl}-amide;
- 2-naphthalen-1-yl-N-{5-[*cis*-3-(3-trifluoromethyl-pyridin-2-yloxy)-cyclobutyl]-1H-pyrazol-3-yl}-acetamide;
- 10 2-naphthalen-1-yl-N-{5-[*cis*-3-(3-nitro-pyridin-2-yloxy)-cyclobutyl]-1H-pyrazol-3-yl}-acetamide;
- N-{5-[*cis*-3-(benzothiazol-2-yloxy)-cyclobutyl]-1H-pyrazol-3-yl}-2-naphthalen-1-yl-acetamide;
- 2-naphthalen-1-yl-N-{5-[*cis*-3-(4-trifluoromethyl-pyrimidin-2-yloxy)-cyclobutyl]-1H-pyrazol-3-yl}-acetamide;
- 15 2-naphthalen-1-yl-N-{5-[3-(5-nitro-pyridin-2-yloxy)-cyclobutyl]-1H-pyrazol-3-yl}-acetamide;
- 2-naphthalen-1-yl-N-{5-[3-(pyrimidin-2-yloxy)-cyclobutyl]-1H-pyrazol-3-yl}-acetamide;
- 2-naphthalen-1-yl-N-{5-[3-(5-trifluoromethyl-pyridin-2-yloxy)-cyclobutyl]-1H-pyrazol-3-yl}-acetamide;
- 20 N-{5-[3-(6-methoxy-pyridazin-3-yloxy)-cyclobutyl]-1H-pyrazol-3-yl}-2-naphthalen-1-yl-acetamide;
- 2-naphthalen-1-yl-N-{5-[3-(pyrazin-2-yloxy)-cyclobutyl]-1H-pyrazol-3-yl}-acetamide;
- N-{5-[3-(6-methyl-pyridin-2-yloxy)-cyclobutyl]-1H-pyrazol-3-yl}-2-naphthalen-1-yl-acetamide;
- 25 N-{5-[3-(6-chloro-benzothiazol-2-yloxy)-cyclobutyl]-1H-pyrazol-3-yl}-2-naphthalen-1-yl-acetamide;
- N-{5-[3-(6-methoxy-benzothiazol-2-yloxy)-cyclobutyl]-1H-pyrazol-3-yl}-2-naphthalen-1-yl-acetamide;
- N-{5-[*cis*-3-(4-Hydroxy-phenyl)-cyclobutyl]-1H-pyrazol-3-yl}-2-quinolin-6-yl-acetamide;
- 30 N-{5-[*cis*-3-(3-Hydroxy-phenyl)-cyclobutyl]-1H-pyrazol-3-yl}-2-quinolin-6-yl-acetamide;
- 2-Naphthalen-1-yl-N-[5-(*cis*-3-pyridin-3-yl-cyclobutyl)-2H-pyrazol-3-yl]-acetamide;
- N-[5-(*cis*-3-Naphthalen-2-yl-cyclobutyl)-2H-pyrazol-3-yl]-2-pyridin-3-yl-acetamide;
- N-(5-Indan-2-yl-1H-pyrazol-3-yl)-2-quinolin-6-yl-acetamide;
- N-[5-(*cis*-3-Pyridin-2-yl-cyclobutyl)-2H-pyrazol-3-yl]-2-quinolin-6-yl-acetamide;
- 35 N-[5-(*cis*-3-Pyridin-2-yl-cyclobutyl)-2H-pyrazol-3-yl]-2-quinolin-6-yl-acetamide;
- 2-(4-Methoxy-phenyl)-N-[5-(*cis*-3-pyridin-4-yl-cyclobutyl)-2H-pyrazol-3-yl]-acetamide;

N-{5-[3-(*cis*-2-Dimethylaminomethyl-phenyl)-cyclobutyl]-2H-pyrazol-3-yl}-2-(4-methoxy-phenyl)-acetamide;

N-(5-{*cis*-3-[3-(2-Dimethylamino-ethoxy)-phenyl]-cyclobutyl}-2H-pyrazol-3-yl)-2-(4-methoxy-phenyl)-acetamide;

5 N-(5-[*cis*-3-(2-Hydroxy-phenyl)-cyclobutyl]-2H-pyrazol-3-yl)-2-(4-methoxy-phenyl)-acetamide;

N-(5-{*cis*-3-[2-(2-Dimethylamino-ethoxy)-phenyl]-cyclobutyl}-2H-pyrazol-3-yl)-2-(4-methoxy-phenyl)-acetamide;

10 2-(4-Methoxy-phenyl)-N-[5-(*cis*-3-phenyl-cyclobutyl)-2H-pyrazol-3-yl]-acetamide;  
N-(5-[*cis*-3-(2-Fluoro-phenyl)-cyclobutyl]-2H-pyrazol-3-yl)-2-(4-methoxy-phenyl)-acetamide;

N-(5-{*cis*-3-[4-(Azetidin-3-yloxy)-phenyl]-cyclobutyl}-2H-pyrazol-3-yl)-2-(4-methoxy-phenyl)-acetamide;

15 N-(5-{*cis*-3-[2-(Azetidin-3-yloxy)-phenyl]-cyclobutyl}-2H-pyrazol-3-yl)-2-(4-methoxy-phenyl)-acetamide;

2-(4-Methoxy-phenyl)-N-{5-[*cis*-3-(2-methylsulfanyl-phenyl)-cyclobutyl]-2H-pyrazol-3-yl}-acetamide;

N-{5-[*cis*-3-(2-Amino-phenyl)-cyclobutyl]-2H-pyrazol-3-yl}-2-(4-methoxy-phenyl)-acetamide;

20 N-(5-[*cis*-3-(4-Cyano-phenyl)-cyclobutyl]-2H-pyrazol-3-yl)-2-(4-methoxy-phenyl)-acetamide;

N-(5-[*cis*-3-(2-Cyano-phenyl)-3-hydroxy-cyclobutyl]-2H-pyrazol-3-yl)-2-(4-methoxy-phenyl)-acetamide;

25 N-(5-[*cis*-3-(2-Hydroxy-ethyl)-cyclobutyl]-1H-pyrazol-3-yl)-2-naphthalen-1-yl-acetamide;

N-(5-[*cis*-3-(3-Cyano-phenyl)-cyclobutyl]-2H-pyrazol-3-yl)-2-(4-methoxy-phenyl)-acetamide;

N-(5-[*cis*-3-(2-Cyano-phenyl)-cyclobutyl]-2H-pyrazol-3-yl)-2-(4-methoxy-phenyl)-acetamide;

30 N-(5-[*cis*-3-(3-Amino-phenyl)-cyclobutyl]-2H-pyrazol-3-yl)-2-(4-methoxy-phenyl)-acetamide;

4-(*cis*-3-{5-[2-(4-Methoxy-phenyl)-acetylamino]-1H-pyrazol-3-yl}-cyclobutyl)-benzoic acid methyl ester;

35 N-(5-[*cis*-3-(4-Hydroxymethyl-phenyl)-cyclobutyl]-2H-pyrazol-3-yl)-2-(4-methoxy-phenyl)-acetamide;

N-(5-[*cis*-3-(2-Hydroxy-phenyl)-cyclobutyl]-1H-pyrazol-3-yl)-2-phenyl-acetamide;

- N-{5-[*cis*-3-(2-Hydroxy-phenyl)-cyclobutyl]-1H-pyrazol-3-yl}-2-quinolin-6-yl-acetamide;  
N-{5-[*cis*-3-(2-Hydroxy-phenyl)-cyclobutyl]-1H-pyrazol-3-yl}-acetamide;  
Cyclopropanecarboxylic acid {5-[*cis*-3-(2-hydroxy-phenyl)-cyclobutyl]-1H-pyrazol-3-yl}-amide;
- 5 N-{5-[*cis*-3-(2-Hydroxy-phenyl)-cyclobutyl]-1H-pyrazol-3-yl}-isobutyramide;  
N-{5-[*cis*-3-(3-Aminomethyl-phenyl)-cyclobutyl]-2H-pyrazol-3-yl}-2-(4-methoxy-phenyl)-acetamide;  
N-{5-[*cis*-3-(3-Dimethylaminomethyl-phenyl)-cyclobutyl]-2H-pyrazol-3-yl}-2-(4-methoxy-phenyl)-acetamide;
- 10 3-(*cis*-3-{5-[2-(4-Methoxy-phenyl)-acetyl-amino]-1H-pyrazol-3-yl}-cyclobutyl)-benzoic acid methyl ester;  
N-{5-[*cis*-3-(3-Hydroxymethyl-phenyl)-cyclobutyl]-2H-pyrazol-3-yl}-2-(4-methoxy-phenyl)-acetamide;  
N-(5-{*cis*-3-[3-(1-Hydroxy-1-methyl-ethyl)-phenyl]-cyclobutyl}-2H-pyrazol-3-yl)-2-(4-methoxy-phenyl)-acetamide;
- 15 N-{5-[*cis*-3-(3-Ethylaminomethyl-phenyl)-cyclobutyl]-2H-pyrazol-3-yl}-2-(4-methoxy-phenyl)-acetamide;  
N-{5-[*cis*-3-(3-Cyclobutylaminomethyl-phenyl)-cyclobutyl]-2H-pyrazol-3-yl}-2-(4-methoxy-phenyl)-acetamide;
- 20 2-(4-Methoxy-phenyl)-N-{5-[*cis*-3-(3-propylaminomethyl-phenyl)-cyclobutyl]-2H-pyrazol-3-yl}-acetamide;  
N-{5-[*cis*-3-(3-Cyclopentylaminomethyl-phenyl)-cyclobutyl]-2H-pyrazol-3-yl}-2-(4-methoxy-phenyl)-acetamide;  
N-(5-{*cis*-3-[3-(Benzylamino-methyl)-phenyl]-cyclobutyl}-2H-pyrazol-3-yl)-2-(4-methoxy-phenyl)-acetamide;
- 25 2-(4-Methoxy-phenyl)-N-{5-[3-(3-methylaminomethyl-phenyl)-cyclobutyl]-2H-pyrazol-3-yl}-acetamide;  
N-{5-[*cis*-3-(3-Cyclopropylaminomethyl-phenyl)-cyclobutyl]-2H-pyrazol-3-yl}-2-(4-methoxy-phenyl)-acetamide;
- 30 2-(4-Methoxy-phenyl)-N-{5-[*cis*-3-(3-pyrrolidin-1-ylmethyl-phenyl)-cyclobutyl]-2H-pyrazol-3-yl}-acetamide;  
N-{5-[*cis*-3-(3-Diethylaminomethyl-phenyl)-cyclobutyl]-2H-pyrazol-3-yl}-2-(4-methoxy-phenyl)-acetamide;  
N-{5-[*cis*-3-(3-Azetidin-1-ylmethyl-phenyl)-cyclobutyl]-2H-pyrazol-3-yl}-2-(4-methoxy-phenyl)-acetamide; and
- 35 pharmaceutically acceptable salts of the foregoing compounds.

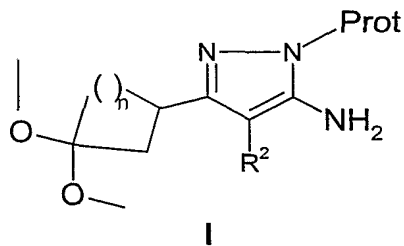
10. A pharmaceutical composition for treating a disease or condition comprising abnormal cell growth or a neurodegenerative disease or condition in a mammal comprising a compound of claim 1 in an amount effective in treating said disease or condition, and a pharmaceutically acceptable carrier.

5 11. A pharmaceutical composition for treating a disease or condition in a mammal the treatment of which can be effected or facilitated by altering dopamine mediated neurotransmission comprising a compound of claim 1 in an amount effective in treating said disease or condition or in an amount effective to inhibit cdk5 activity, and a pharmaceutically acceptable carrier.

10 12. A pharmaceutical composition for treating in a mammal a disease or condition selected from male fertility and sperm motility; diabetes mellitus; impaired glucose tolerance; metabolic syndrome or syndrome X; polycystic ovary syndrome; adipogenesis and obesity; myogenesis and frailty, for example age-related decline in physical performance; acute sarcopenia, for example muscle atrophy and/or cachexia associated with burns, bed rest, limb  
15 immobilization, or major thoracic, abdominal, and/or orthopedic surgery; sepsis; hair loss, hair thinning, and balding; and immunodeficiency, comprising a compound of claim 1 in an amount effective in treating said disease or condition, and a pharmaceutically acceptable carrier.

13. A pharmaceutical composition comprising a compound according to claim 1 and a second member selected from the group consisting of an SSRI, an NK-1 receptor  
20 antagonist, a 5HT<sub>1D</sub> antagonist, ziprasidone, olanzapine, risperidone, L-745870, sonopiprazole, RP 62203, NGD 941, balaperidone, flesinoxan, gepirone, an acetylcholinesterase inhibitor, TPA, NIF, a potassium channel modulator such as BMS-204352, and an NMDA receptor antagonist, wherein the cdk5 inhibitor and the second member are together in an effective amount, and a pharmaceutically acceptable carrier.

25 14. A compound of the formula



wherein Prot is a protecting group;

R<sup>2</sup> is H, F, -CH<sub>3</sub>, -CN, or -C(=O)OR<sup>7</sup>;

and n is an integer selected from 1, 2, 3, and 4.

## INTERNATIONAL SEARCH REPORT

nal Application No  
PCT/IB 01/01540

## A. CLASSIFICATION OF SUBJECT MATTER

IPC 7 C07D231/40 C07D231/38 C07D405/04 C07D401/12 C07D403/12  
C07D417/06 C07D413/08 A61K31/415 A61P25/00

According to International Patent Classification (IPC) or to both national classification and IPC

## B. FIELDS SEARCHED

Minimum documentation searched (classification system followed by classification symbols)

IPC 7 C07D A61K A61P

Documentation searched other than minimum documentation to the extent that such documents are included in the fields searched

Electronic data base consulted during the international search (name of data base and, where practical, search terms used)

CHEM ABS Data, EPO-Internal

## C. DOCUMENTS CONSIDERED TO BE RELEVANT

Category *	Citation of document, with indication, where appropriate, of the relevant passages	Relevant to claim No.
X	DATABASE CA 'Online! CHEMICAL ABSTRACTS SERVICE, COLUMBUS, OHIO, US; ACHOUR, R. ET AL: "Synthesis of new adamantylated heterocycles" retrieved from STN Database accession no. 122:81333 XP002183639 compound with RN=160385-93-3 & SYNTH. COMMUN. (1994), 24(20), 2899-905 ,	1-4, 6-8
X	WO 99 58526 A (HAN JAE JIN ;LEE SANG WOOK (KR); PARK SANG JIN (KR); SIM HYEONG SU) 18 November 1999 (1999-11-18) claims; example 66 --- -/--	1, 5, 10-13

Further documents are listed in the continuation of box C.

Patent family members are listed in annex.

\* Special categories of cited documents :

- \*A\* document defining the general state of the art which is not considered to be of particular relevance
- \*E\* earlier document but published on or after the international filing date
- \*L\* document which may throw doubts on priority claim(s) or which is cited to establish the publication date of another citation or other special reason (as specified)
- \*O\* document referring to an oral disclosure, use, exhibition or other means
- \*P\* document published prior to the international filing date but later than the priority date claimed

- \*T\* later document published after the international filing date or priority date and not in conflict with the application but cited to understand the principle or theory underlying the invention
- \*X\* document of particular relevance; the claimed invention cannot be considered novel or cannot be considered to involve an inventive step when the document is taken alone
- \*Y\* document of particular relevance; the claimed invention cannot be considered to involve an inventive step when the document is combined with one or more other such documents, such combination being obvious to a person skilled in the art.
- \*Z\* document member of the same patent family

Date of the actual completion of the international search

22 November 2001

Date of mailing of the international search report

07/12/2001

Name and mailing address of the ISA

European Patent Office, P.B. 5818 Patentlaan 2  
NL - 2280 HV Rijswijk  
Tel. (+31-70) 340-2040, Tx. 31 651 epo nl,  
Fax: (+31-70) 340-3016

Authorized officer

De Jong, B

## INTERNATIONAL SEARCH REPORT

nal Application No  
PCT/IB 01/01540

C.(Continuation) DOCUMENTS CONSIDERED TO BE RELEVANT		
Category °	Citation of document, with indication, where appropriate, of the relevant passages	Relevant to claim No.
X	WO 99 62506 A (BURROWS JEREMY NICHOLAS ; BUTLIN ROGER JOHN (GB); NOWAK THORSTEN (G) 9 December 1999 (1999-12-09) claim 1; examples 239,318 ---	1,5, 10-13
X	DUMAS J ET AL: "1-Phenyl-5-pyrazolyl ureas: potent and selective p38 kinase inhibitors" BIOORGANIC & MEDICINAL CHEMISTRY LETTERS, OXFORD, GB, vol. 10, no. 18, September 2000 (2000-09), pages 2051-2054, XP004208309 ISSN: 0960-894X compound 28 ---	1,5,6, 10-13
X	TRAXLER P ET AL: "USE OF A PHARMACOPHORE MODEL FOR THE DESIGN OF EGF-R TYROSINE KINASE INHIBITORS: 4-(PHENYLAMINO)PYRAZOLO3,4-DPYRIMIDINES" JOURNAL OF MEDICINAL CHEMISTRY, AMERICAN CHEMICAL SOCIETY, WASHINGTON, US, vol. 40, no. 22, 1997, pages 3601-3616, XP001009913 ISSN: 0022-2623 page 3605 ---	1,6-8
X	WO 99 32106 A (BAYER AG) 1 July 1999 (1999-07-01) page 58 -page 65; claims; table 3 ---	1,5, 10-13
X	DATABASE CA 'Online! CHEMICAL ABSTRACTS SERVICE, COLUMBUS, OHIO, US; BRINKMEYER, RAYMOND S. ET AL: "Dimerization of pyrazolyl-5-hydroxypyrrolidinones to tetrazocines" retrieved from STN Database accession no. 112:216898 XP002183737 compound with RN=127056-78-4 & J. HETEROCYCL. CHEM. (1989), 26(6), 1713-17 , ---	1,3,4
P,X	WO 01 12189 A (BRASCA MARIA GRABRIELLA ; TRAQUANDI GABRIELLA (IT); ORSINI PAOLO (I) 22 February 2001 (2001-02-22) claim 1 ---	1-13
P,X	WO 01 12188 A (TRAQUANDI GABRIELLA ; ORSINI PAOLO (IT); PEVARELLO PAOLO (IT); VARA) 22 February 2001 (2001-02-22) claim 15 ---	1-13
	-/--	

## INTERNATIONAL SEARCH REPORT

International Application No  
PCT/IB 01/01540

C.(Continuation) DOCUMENTS CONSIDERED TO BE RELEVANT		
Category *	Citation of document, with indication, where appropriate, of the relevant passages	Relevant to claim No.
P, X	WO 01 07411 A (BANYU PHARMA CO LTD ;HAYASHI KYOKO (JP); HAYAMA TAKASHI (JP); HONM) 1 February 2001 (2001-02-01) claim 1 ---	1-13
P, X	WO 01 40215 A (PFIZER PROD INC ;BLUMENKOPF TODD ANDREW (US); MUELLER EILEEN ELLIO) 7 June 2001 (2001-06-07) page 39; example 15 ---	1
E	WO 01 79198 A (AGOURON PHARMA) 25 October 2001 (2001-10-25) claim 1 -----	1-13



**FURTHER INFORMATION CONTINUED FROM PCT/ISA/ 210**

Continuation of Box I.2

Claims Nos.: 1,2,5-8,10-13 (all partially)

Present claims 1, 2, 5-8,10-13 relate to an extremely large number of possible compounds. Support within the meaning of Article 6 PCT and/or disclosure within the meaning of Article 5 PCT is to be found, however, for only a very small proportion of the compounds claimed. In the present case, the claims so lack support, and the application so lacks disclosure, that a meaningful search over the whole of the claimed scope is impossible. Consequently, the search has been carried out for those parts of the claims which appear to be supported and disclosed, namely those parts relating to the compounds according to claim 3.

Furthermore, the search can be considered as complete for all claimed compounds with respect to publications disclosing the kinase activity of said compounds.

The applicant's attention is drawn to the fact that claims, or parts of claims, relating to inventions in respect of which no international search report has been established need not be the subject of an international preliminary examination (Rule 66.1(e) PCT). The applicant is advised that the EPO policy when acting as an International Preliminary Examining Authority is normally not to carry out a preliminary examination on matter which has not been searched. This is the case irrespective of whether or not the claims are amended following receipt of the search report or during any Chapter II procedure.

## INTERNATIONAL SEARCH REPORT

 International Application No  
 PCT/IB 01/01540

Patent document cited in search report		Publication date	Patent family member(s)	Publication date
WO 9958526	A	18-11-1999	AU 3539199	A 29-11-1999
			CN 1305472	T 25-07-2001
			WO 9958526	A1 18-11-1999
			US 6306860	B1 23-10-2001
WO 9962506	A	09-12-1999	AU 4052499	A 20-12-1999
			BR 9910821	A 13-02-2001
			CN 1303281	T 11-07-2001
			EP 1082110	A1 14-03-2001
			WO 9962506	A1 09-12-1999
			NO 20006010	A 26-01-2001
WO 9932106	A	01-07-1999	AU 2198999	A 12-07-1999
			BG 104597	A 28-02-2001
			CN 1290164	T 04-04-2001
			DE 1047418	T1 03-05-2001
			EP 1047418	A1 02-11-2000
			ES 2153340	T1 01-03-2001
			NO 20003232	A 21-08-2000
			PL 343083	A1 30-07-2001
			SK 9632000	A3 12-03-2001
			WO 9932106	A1 01-07-1999
			WO 0112189	A
WO 0112189	A1 22-02-2001			
US 6218418	B1 17-04-2001			
WO 0112188	A	22-02-2001	AU 6747000	A 13-03-2001
			WO 0112188	A1 22-02-2001
WO 0107411	A	01-02-2001	AU 6314900	A 13-02-2001
			WO 0107411	A1 01-02-2001
			JP 2001106673	A 17-04-2001
WO 0140215	A	07-06-2001	AU 1047601	A 12-06-2001
			WO 0140215	A1 07-06-2001
WO 0179198	A	25-10-2001	WO 0179198	A1 25-10-2001